

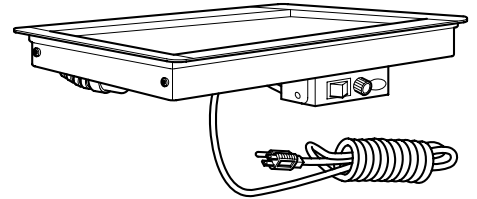


GLO-RAY[®]

Built-In Heated Shelves

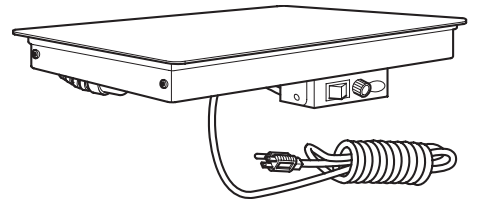
GRSB Series

<i>GRSB-18</i>	<i>GRSB-48</i>
<i>GRSB-24</i>	<i>GRSB-54</i>
<i>GRSB-30</i>	<i>GRSB-60</i>
<i>GRSB-36</i>	<i>GRSB-66</i>
<i>GRSB-42</i>	<i>GRSB-72</i>



GRSBF Series

<i>GRSBF-18</i>	<i>GRSBF-48</i>
<i>GRSBF-24</i>	<i>GRSBF-54</i>
<i>GRSBF-30</i>	<i>GRSBF-60</i>
<i>GRSBF-36</i>	<i>GRSBF-66</i>
<i>GRSBF-42</i>	<i>GRSBF-72</i>



REPLACEMENT PARTS LIST

**HATCO GLO-RAY®
GRSB & GRSBF SERIES
BUILT-IN HEATED SHELVES**

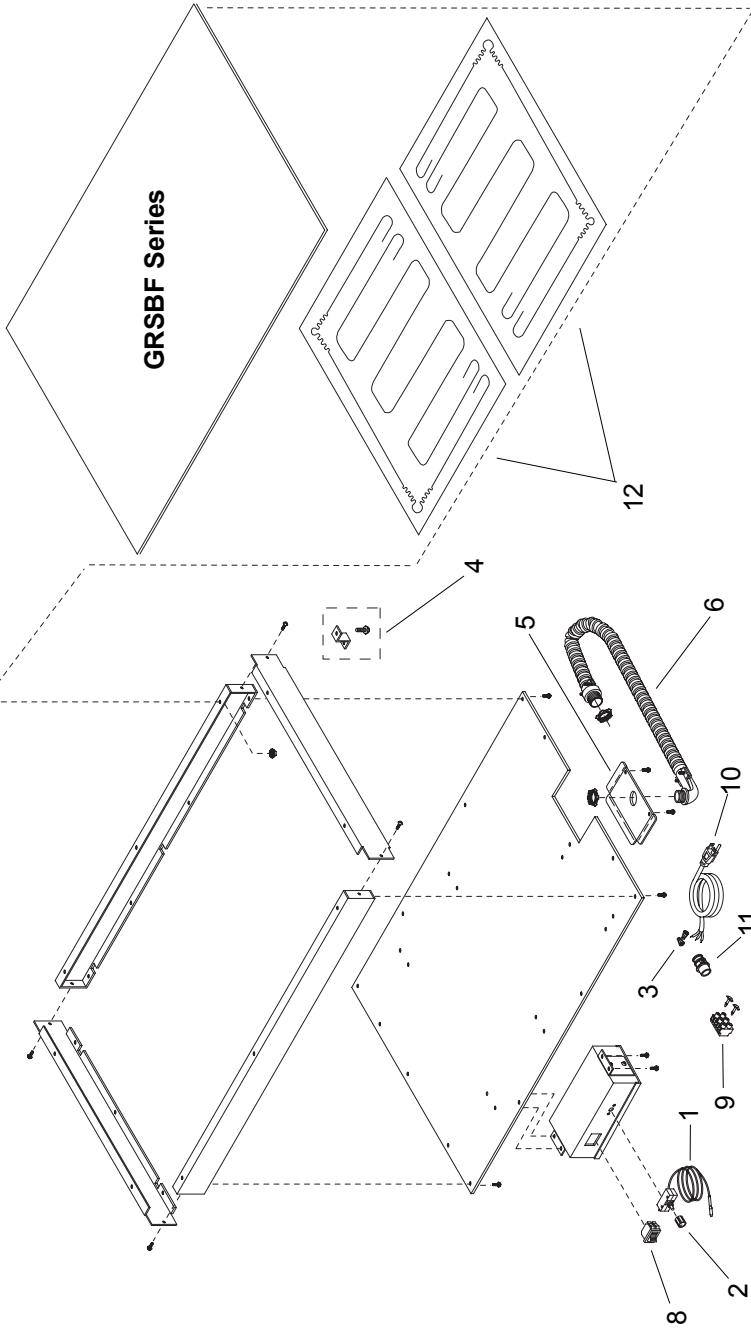
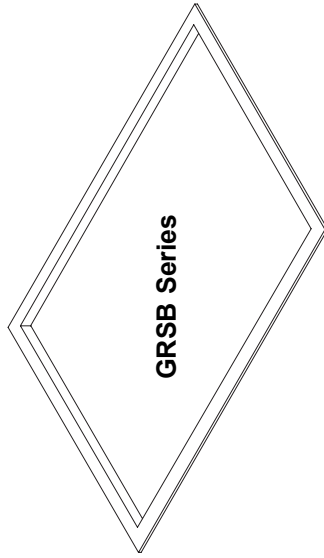
⚠ CAUTION - Use of replacement parts other than those supplied by Hatco Corporation may result in damage to the unit or injury to personnel.

Model Designation

GRSBF-XX-X

- G = Glo-
- R = Ray
- S = Shelf
- B = Built-In
- F = Flush Top
- XX = Width in Inches
- X = Heated Depth

- "B"=7-3/4" (197 mm)
- "C"=9-3/4" (248 mm)
- "F"=15-1/2" (394 mm)
- "I"=19-1/2" (495 mm)
- "O"=30" (762 mm)
- "S"=24" (610 mm)



PARTS COMMON TO ALL GRSB & GRSBF MODELS

ITEM	DESCRIPTION	PART NO.	QTY.	ITEM	DESCRIPTION	PART NO.	QTY.
1	Thermostat Thermostat, Hi-Temp (Optional)	R02.16.039.00	1	4	Z-Bracket Assembly	R04.16.122.00	4-6
2	Thermostat Knob	R02.16.066.00	1	5	Cover, Power	04.19.471.00	1
3	Porcelain Wire Nut	05.30.039.00	1	6	Conduit Assembly	R04.19.523.00	1
		02.20.222.00	4	7	Label, Caution HOT (Not shown)	07.03.018.00	4

PARTS SPECIFIC TO GRSB-18 & GRSBF-18 “B” MODELS

ITEM	DESCRIPTION	100V	120V	208V	240V	220V	240V	220-230V CE	230-240V CE
8	On/Off Power Switch	---	---	---	---	---	---	---	---
9	Terminal Block	---	---	---	---	---	---	---	---
10	Power Cord and Plug	---	---	---	---	---	---	---	---
11	Cord Grip	---	---	---	---	---	---	---	---
12	Heating Element (Qty. 1)	---	---	---	---	---	---	---	---
	Heating Element (Qty. 1)	---	---	---	---	---	---	---	---
	Heating Element (Qty. 2)	---	---	---	---	---	---	---	---
	Electrical Drawing	---	---	---	---	---	---	---	---

PARTS SPECIFIC TO GRSB-18 & GRSBF-18 “C” MODELS

ITEM	DESCRIPTION	100V	120V	208V	240V	220V	240V	220-230V CE	230-240V CE
8	On/Off Power Switch	---	---	---	---	---	---	---	---
9	Terminal Block	---	---	---	---	---	---	---	---
10	Power Cord and Plug	---	---	---	---	---	---	---	---
11	Cord Grip	---	---	---	---	---	---	---	---
12	Heating Element (Qty. 1)	---	---	---	---	---	---	---	---
	Heating Element (Qty. 1)	---	---	---	---	---	---	---	---
	Heating Element (Qty. 2)	---	---	---	---	---	---	---	---
	Electrical Drawing	---	---	---	---	---	---	---	---

PARTS SPECIFIC TO GRSB-18 & GRSBF-18 “F” MODELS

ITEM	DESCRIPTION	100V	120V	208V	240V	220V	240V	220-230V CE	230-240V CE
8	On/Off Power Switch	---	02.19.075.00	---	---	---	---	---	---
9	Terminal Block	---	---	---	---	---	---	---	---
10	Power Cord and Plug	---	R02.18.030.00	---	---	---	---	---	---
11	Cord Grip	---	02.20.212.00	---	---	---	---	---	---
12	Heating Element (Qty. 1)	---	---	---	---	---	---	---	---
	Heating Element (Qty. 1)	---	---	---	---	---	---	---	---
	Heating Element (Qty. 2)	---	02.05.527.00	---	---	---	---	---	---
	Electrical Drawing	---	HS1-5672	---	---	---	---	---	---

Shaded area reflects export models only.

PARTS SPECIFIC TO GRSB-18 & GRSBF-18 “I” MODELS

ITEM	DESCRIPTION	100V	120V	208V	240V	220V	240V	220-230V CE	230-240V CE
8	On/Off Power Switch	---	---	---	---	---	---	---	---
9	Terminal Block	---	---	---	---	---	---	---	---
10	Power Cord and Plug	---	---	---	---	---	---	---	---
11	Cord Grip	---	---	---	---	---	---	---	---
12	Heating Element (Qty. 1)	---	---	---	---	---	---	---	---
	Heating Element (Qty. 1)	---	---	---	---	---	---	---	---
	Heating Element (Qty. 2)	---	---	---	---	---	---	---	---
	Electrical Drawing	---	---	---	---	---	---	---	---

PARTS SPECIFIC TO GRSB-18 & GRSBF-18 “O” MODELS

ITEM	DESCRIPTION	100V	120V	208V	240V	220V	240V	220-230V CE	230-240V CE
8	On/Off Power Switch	---	---	---	---	---	---	---	---
9	Terminal Block	---	---	---	---	---	---	---	---
10	Power Cord and Plug	---	---	---	---	---	---	---	---
11	Cord Grip	---	---	---	---	---	---	---	---
12	Heating Element (Qty. 1)	---	---	---	---	---	---	---	---
	Heating Element (Qty. 1)	---	---	---	---	---	---	---	---
	Heating Element (Qty. 2)	---	---	---	---	---	---	---	---
	Electrical Drawing	---	---	---	---	---	---	---	---

PARTS SPECIFIC TO GRSB-18 & GRSBF-18 “S” MODELS

ITEM	DESCRIPTION	100V	120V	208V	240V	220V	240V	220-230V CE	230-240V CE
8	On/Off Power Switch	---	---	---	---	---	---	---	---
9	Terminal Block	---	---	---	---	---	---	---	---
10	Power Cord and Plug	---	---	---	---	---	---	---	---
11	Cord Grip	---	---	---	---	---	---	---	---
12	Heating Element (Qty. 1)	---	---	---	---	---	---	---	---
	Heating Element (Qty. 1)	---	---	---	---	---	---	---	---
	Heating Element (Qty. 2)	---	---	---	---	---	---	---	---
	Electrical Drawing	---	---	---	---	---	---	---	---

Shaded area reflects export models only.

PARTS SPECIFIC TO GRSB-24 & GRSBF-24 “B” MODELS

ITEM	DESCRIPTION	100V	120V	208V	240V	220V	240V	220-230V CE	230-240V CE
8	On/Off Power Switch	---	---	---	---	---	---	---	---
9	Terminal Block	---	---	---	---	---	---	---	---
10	Power Cord and Plug	---	---	---	---	---	---	---	---
11	Cord Grip	---	---	---	---	---	---	---	---
12	Heating Element (Qty. 1)	---	---	---	---	---	---	---	---
	Heating Element (Qty. 1)	---	---	---	---	---	---	---	---
	Heating Element (Qty. 2)	---	---	---	---	---	---	---	---
	Electrical Drawing	---	---	---	---	---	---	---	---

PARTS SPECIFIC TO GRSB-24 & GRSBF-24 “C” MODELS

ITEM	DESCRIPTION	100V	120V	208V	240V	220V	240V	220-230V CE	230-240V CE
8	On/Off Power Switch	---	02.19.075.00	---	---	---	---	---	---
9	Terminal Block	---	---	---	---	---	---	---	---
10	Power Cord and Plug	---	R02.18.030.00	---	---	---	---	---	---
11	Cord Grip	---	02.20.212.00	---	---	---	---	---	---
12	Heating Element (Qty. 1)	---	02.05.099.00	---	---	---	---	---	---
	Heating Element (Qty. 1)	---	02.05.101.00	---	---	---	---	---	---
	Heating Element (Qty. 2)	---	---	---	---	---	---	---	---
	Electrical Drawing	---	HS1-5257	---	---	---	---	---	---

PARTS SPECIFIC TO GRSB-24 & GRSBF-24 “F” MODELS

ITEM	DESCRIPTION	100V	120V	208V	240V	220V	240V	220-230V CE	230-240V CE
8	On/Off Power Switch	---	02.19.075.00	---	---	---	02.19.076.00	---	---
9	Terminal Block	---	---	---	---	---	---	---	---
10	Power Cord and Plug	---	R02.18.030.00	---	---	---	02.18.066.00	---	---
11	Cord Grip	---	02.20.212.00	---	---	---	02.20.212.00	---	---
12	Heating Element (Qty. 1)	---	---	---	---	---	---	---	---
	Heating Element (Qty. 1)	---	---	---	---	---	---	---	---
	Heating Element (Qty. 2)	---	02.05.524.00	---	---	---	02.05.568.00	---	---
	Electrical Drawing	---	HS1-5672	---	---	---	10-01-238	---	---

Shaded area reflects export models only.

PARTS SPECIFIC TO GRSB-24 & GRSBF-24 “I” MODELS

ITEM	DESCRIPTION	100V	120V	208V	240V	220V	240V	220-230V CE	230-240V CE
8	On/Off Power Switch	02.19.075.00	02.19.075.00	---	---	02.19.076.00	02.19.076.00	02.19.076.00	02.19.076.00
9	Terminal Block	---	---	---	---	---	---	R02.15.030.00	R02.15.030.00
10	Power Cord and Plug	R02.18.030.00	R02.18.030.00	---	---	02.18.077.00	02.18.066.00	02.18.077.00	02.18.066.00
11	Cord Grip	---	02.20.212.00	---	---	02.20.212.00	02.20.212.00	02.20.212.00	02.20.212.00
12	Heating Element (Qty. 1)	---	---	---	---	---	---	---	---
	Heating Element (Qty. 1)	---	---	---	---	---	---	---	---
	Heating Element (Qty. 2)	02.05.549.00	02.05.273.00	---	---	02.05.277.00	02.05.281.00	02.05.277.00	02.05.281.00
	Electrical Drawing	10-01-072	HS1-3327	---	---	HS1-3326	HS1-3328	HS1-4228	HS1-4227

PARTS SPECIFIC TO GRSB-24 & GRSBF-24 “O” MODELS

ITEM	DESCRIPTION	100V	120V	208V	240V	220V	240V	220-230V CE	230-240V CE
8	On/Off Power Switch	---	02.19.075.00	---	---	02.19.076.00	---	---	---
9	Terminal Block	---	---	---	---	---	---	---	---
10	Power Cord and Plug	---	R02.18.030.00	---	---	02.18.077.00	---	---	---
11	Cord Grip	---	02.20.212.00	---	---	02.20.212.00	---	---	---
12	Heating Element (Qty. 1)	---	---	---	---	---	---	---	---
	Heating Element (Qty. 1)	---	---	---	---	---	---	---	---
	Heating Element (Qty. 2)	---	02.05.545.00	---	---	02.05.572.00	---	---	---
	Electrical Drawing	---	HS1-4910	---	---	10-01-239	---	---	---

PARTS SPECIFIC TO GRSB-24 & GRSBF-24 “S” MODELS

ITEM	DESCRIPTION	100V	120V	208V	240V	220V	240V	220-230V CE	230-240V CE
8	On/Off Power Switch	---	02.19.075.00	---	---	---	---	---	---
9	Terminal Block	---	---	---	---	---	---	---	---
10	Power Cord and Plug	---	---	---	---	---	---	---	---
11	Cord Grip	---	02.20.212.00	---	---	---	---	---	---
12	Heating Element (Qty. 1)	---	---	---	---	---	---	---	---
	Heating Element (Qty. 1)	---	---	---	---	---	---	---	---
	Heating Element (Qty. 2)	---	02.05.544.00	---	---	---	---	---	---
	Electrical Drawing	---	HS1-4967	---	---	---	---	---	---

Shaded area reflects export models only.

PARTS SPECIFIC TO GRSB-30 & GRSEBF-30 "B" MODELS

ITEM	DESCRIPTION	100V	120V	208V	240V	220V	240V	220-230V CE	230-240V CE
8	On/Off Power Switch	---	---	---	---	---	---	---	---
9	Terminal Block	---	---	---	---	---	---	---	---
10	Power Cord and Plug	---	---	---	---	---	---	---	---
11	Cord Grip	---	---	---	---	---	---	---	---
12	Heating Element (Qty. 1)	---	---	---	---	---	---	---	---
	Heating Element (Qty. 1)	---	---	---	---	---	---	---	---
	Heating Element (Qty. 2)	---	---	---	---	---	---	---	---
	Electrical Drawing	---	---	---	---	---	---	---	---

PARTS SPECIFIC TO GRSB-30 & GRSEBF-30 "C" MODELS

ITEM	DESCRIPTION	100V	120V	208V	240V	220V	240V	220-230V CE	230-240V CE
8	On/Off Power Switch	---	---	---	---	---	---	---	---
9	Terminal Block	---	---	---	---	---	---	---	---
10	Power Cord and Plug	---	---	---	---	---	---	---	---
11	Cord Grip	---	---	---	---	---	---	---	---
12	Heating Element (Qty. 1)	---	---	---	---	---	---	---	---
	Heating Element (Qty. 1)	---	---	---	---	---	---	---	---
	Heating Element (Qty. 2)	---	---	---	---	---	---	---	---
	Electrical Drawing	---	---	---	---	---	---	---	---

PARTS SPECIFIC TO GRSB-30 & GRSEBF-30 "F" MODELS

ITEM	DESCRIPTION	100V	120V	208V	240V	220V	240V	220-230V CE	230-240V CE
8	On/Off Power Switch	---	02.19.075.00	---	---	---	02.19.076.00	---	---
9	Terminal Block	---	---	---	---	---	---	---	---
10	Power Cord and Plug	---	R02.18.030.00	---	---	---	02.18.066.00	---	---
11	Cord Grip	---	02.20.212.00	---	---	---	02.20.212.00	---	---
12	Heating Element (Qty. 1)	---	02.05.500.00	---	---	---	02.05.568.00	---	---
	Heating Element (Qty. 1)	---	02.05.524.00	---	---	---	02.05.569.00	---	---
	Heating Element (Qty. 2)	---	---	---	---	---	---	---	---
	Electrical Drawing	---	HS1-5672	---	---	---	10-01-238	---	---

Shaded area reflects export models only.

PARTS SPECIFIC TO GRSB-30 & GRSEBF-30 “I” MODELS

ITEM	DESCRIPTION	100V	120V	208V	240V	220V	240V	220-230V CE	230-240V CE
8	On/Off Power Switch	02.19.075.00	02.19.075.00	---	---	02.19.076.00	02.19.076.00	02.19.076.00	02.19.076.00
9	Terminal Block	---	---	---	---	---	---	R02.15.030.00	R02.15.030.00
10	Power Cord and Plug	R02.18.030.00	R02.18.030.00	---	---	02.18.077.00	02.18.066.00	02.18.077.00	02.18.066.00
11	Cord Grip	02.20.212.00	02.20.212.00	---	---	02.20.212.00	02.20.212.00	02.20.212.00	02.20.212.00
12	Heating Element (Qty. 1)	02.05.549.00	02.05.273.00	---	---	02.05.277.00	02.05.281.00	02.05.277.00	02.05.281.00
	Heating Element (Qty. 1)	02.05.550.00	02.05.274.00	---	---	02.05.278.00	02.05.282.00	02.05.278.00	02.05.282.00
	Heating Element (Qty. 2)	---	---	---	---	---	---	---	---
	Electrical Drawing	10-01-072	HS1-3327	---	---	HS1-3326	HS1-3328	HS1-4228	HS1-4227

PARTS SPECIFIC TO GRSB-30 & GRSEBF-30 “O” MODELS

ITEM	DESCRIPTION	100V	120V	208V	240V	220V	240V	220-230V CE	230-240V CE
8	On/Off Power Switch	---	02.19.075.00	---	---	02.19.076.00	02.19.076.00	---	---
9	Terminal Block	---	---	---	---	---	---	---	---
10	Power Cord and Plug	---	---	---	---	02.18.077.00	02.18.066.00	---	---
11	Cord Grip	---	02.20.212.00	---	---	02.20.212.00	02.20.212.00	---	---
12	Heating Element (Qty. 1)	---	02.05.436.00	---	---	02.05.572.00	02.05.572.00	---	---
	Heating Element (Qty. 1)	---	02.05.545.00	---	---	02.05.573.00	02.05.455.00	---	---
	Heating Element (Qty. 2)	---	---	---	---	---	---	---	---
	Electrical Drawing	---	HS1-4910	---	---	10-01-239	10-01-240	---	---

PARTS SPECIFIC TO GRSB-30 & GRSEBF-30 “S” MODELS

ITEM	DESCRIPTION	100V	120V	208V	240V	220V	240V	220-230V CE	230-240V CE
8	On/Off Power Switch	---	---	---	---	---	---	---	---
9	Terminal Block	---	---	---	---	---	---	---	---
10	Power Cord and Plug	---	---	---	---	---	---	---	---
11	Cord Grip	---	---	---	---	---	---	---	---
12	Heating Element (Qty. 1)	---	---	---	---	---	---	---	---
	Heating Element (Qty. 1)	---	---	---	---	---	---	---	---
	Heating Element (Qty. 2)	---	---	---	---	---	---	---	---
	Electrical Drawing	---	---	---	---	---	---	---	---

Shaded area reflects export models only.

PARTS SPECIFIC TO GRSB-36 & GRSBF-36 “B” MODELS

ITEM	DESCRIPTION	100V	120V	208V	240V	220V	240V	220-230V CE	230-240V CE
8	On/Off Power Switch	---	---	---	---	---	---	---	---
9	Terminal Block	---	---	---	---	---	---	---	---
10	Power Cord and Plug	---	---	---	---	---	---	---	---
11	Cord Grip	---	---	---	---	---	---	---	---
12	Heating Element (Qty. 1)	---	---	---	---	---	---	---	---
	Heating Element (Qty. 1)	---	---	---	---	---	---	---	---
	Heating Element (Qty. 2)	---	---	---	---	---	---	---	---
	Electrical Drawing	---	---	---	---	---	---	---	---

PARTS SPECIFIC TO GRSB-36 & GRSBF-36 “C” MODELS

ITEM	DESCRIPTION	100V	120V	208V	240V	220V	240V	220-230V CE	230-240V CE
8	On/Off Power Switch	---	---	---	---	---	---	---	---
9	Terminal Block	---	---	---	---	---	---	---	---
10	Power Cord and Plug	---	---	---	---	---	---	---	---
11	Cord Grip	---	---	---	---	---	---	---	---
12	Heating Element (Qty. 1)	---	---	---	---	---	---	---	---
	Heating Element (Qty. 1)	---	---	---	---	---	---	---	---
	Heating Element (Qty. 2)	---	---	---	---	---	---	---	---
	Electrical Drawing	---	---	---	---	---	---	---	---

PARTS SPECIFIC TO GRSB-36 & GRSBF-36 “F” MODELS

ITEM	DESCRIPTION	100V	120V	208V	240V	220V	240V	220-230V CE	230-240V CE
8	On/Off Power Switch	---	02.19.075.00	---	---	---	02.19.076.00	---	---
9	Terminal Block	---	---	---	---	---	---	---	---
10	Power Cord and Plug	---	R02.18.030.00	---	---	---	02.18.066.00	---	---
11	Cord Grip	---	02.20.212.00	---	---	---	02.20.212.00	---	---
12	Heating Element (Qty. 1)	---	---	---	---	---	---	---	---
	Heating Element (Qty. 1)	---	---	---	---	---	---	---	---
	Heating Element (Qty. 2)	---	02.05.500.00	---	---	---	02.05.569.00	---	---
	Electrical Drawing	---	HS1-5672	---	---	---	10-01-238	---	---

Shaded area reflects export models only.

PARTS SPECIFIC TO GRSB-36 & GRSBF-36 “I” MODELS

ITEM	DESCRIPTION	100V	120V	208V	240V	220V	240V	220-230V CE	230-240V CE
8	On/Off Power Switch	02.19.075.00	02.19.075.00	---	---	02.19.076.00	02.19.076.00	02.19.076.00	02.19.076.00
9	Terminal Block	---	---	---	---	---	---	R02.15.030.00	R02.15.030.00
10	Power Cord and Plug	R02.18.030.00	R02.18.030.00	---	---	02.18.077.00	02.18.066.00	02.18.077.00	02.18.066.00
11	Cord Grip	02.20.212.00	02.20.212.00	---	---	02.20.212.00	02.20.212.00	02.20.212.00	02.20.212.00
12	Heating Element (Qty. 1)	---	---	---	---	---	---	---	---
	Heating Element (Qty. 1)	---	---	---	---	---	---	---	---
	Heating Element (Qty. 2)	02.05.550.00	02.05.274.00	---	---	02.05.278.00	02.05.282.00	02.05.278.00	02.05.282.00
	Electrical Drawing	10-01-072	HS1-3327	---	---	HS1-3326	HS1-3328	HS1-4228	HS1-4227

PARTS SPECIFIC TO GRSB-36 & GRSBF-36 “O” MODELS

ITEM	DESCRIPTION	100V	120V	208V	240V	220V	240V	220-230V CE	230-240V CE
8	On/Off Power Switch	---	02.19.075.00	---	02.19.076.00	02.19.076.00	02.19.076.00	02.19.076.00	02.19.076.00
9	Terminal Block	---	---	---	---	---	---	R02.15.030.00	R02.15.030.00
10	Power Cord and Plug	---	R02.18.030.00	---	02.18.036.00	02.18.077.00	02.18.066.00	02.18.077.00	02.18.066.00
11	Cord Grip	---	02.12.212.00	---	02.20.259.00	02.20.212.00	02.20.212.00	02.20.212.00	02.20.212.00
12	Heating Element (Qty. 1)	---	---	---	---	---	---	---	---
	Heating Element (Qty. 1)	---	---	---	---	---	---	---	---
	Heating Element (Qty. 2)	---	02.05.436.00	---	02.05.455.00	02.05.573.00	02.05.455.00	02.05.457.00	02.05.455.00
	Electrical Drawing	---	HS1-4910	---	HS1-4911	10-01-239	10-01-240	HS1-5000	HS1-4999

PARTS SPECIFIC TO GRSB-36 & GRSBF-36 “S” MODELS

ITEM	DESCRIPTION	100V	120V	208V	240V	220V	240V	220-230V CE	230-240V CE
8	On/Off Power Switch	---	02.19.075.00	---	---	---	---	---	---
9	Terminal Block	---	---	---	---	---	---	---	---
10	Power Cord and Plug	---	R02.18.030.00	---	---	---	---	---	---
11	Cord Grip	---	02.12.212.00	---	---	---	---	---	---
12	Heating Element (Qty. 1)	---	---	---	---	---	---	---	---
	Heating Element (Qty. 1)	---	---	---	---	---	---	---	---
	Heating Element (Qty. 2)	---	02.05.442.00	---	---	---	---	---	---
	Electrical Drawing	---	HS1-4967	---	---	---	---	---	---

Shaded area reflects export models only.

PARTS SPECIFIC TO GRSB-42 & GRSBF-42 “B” MODELS

ITEM	DESCRIPTION	100V	120V	208V	240V	220V	240V	220-230V CE	230-240V CE
8	On/Off Power Switch	---	---	---	---	---	---	---	---
9	Terminal Block	---	---	---	---	---	---	---	---
10	Power Cord and Plug	---	---	---	---	---	---	---	---
11	Cord Grip	---	---	---	---	---	---	---	---
12	Heating Element (Qty. 1)	---	---	---	---	---	---	---	---
	Heating Element (Qty. 1)	---	---	---	---	---	---	---	---
	Heating Element (Qty. 2)	---	---	---	---	---	---	---	---
	Electrical Drawing	---	---	---	---	---	---	---	---

PARTS SPECIFIC TO GRSB-42 & GRSBF-42 “C” MODELS

ITEM	DESCRIPTION	100V	120V	208V	240V	220V	240V	220-230V CE	230-240V CE
8	On/Off Power Switch	---	---	---	---	---	---	---	---
9	Terminal Block	---	---	---	---	---	---	---	---
10	Power Cord and Plug	---	---	---	---	---	---	---	---
11	Cord Grip	---	---	---	---	---	---	---	---
12	Heating Element (Qty. 1)	---	---	---	---	---	---	---	---
	Heating Element (Qty. 1)	---	---	---	---	---	---	---	---
	Heating Element (Qty. 2)	---	---	---	---	---	---	---	---
	Electrical Drawing	---	---	---	---	---	---	---	---

PARTS SPECIFIC TO GRSB-42 & GRSBF-42 “F” MODELS

ITEM	DESCRIPTION	100V	120V	208V	240V	220V	240V	220-230V CE	230-240V CE
8	On/Off Power Switch	---	02.19.075.00	---	---	---	02.19.076.00	---	---
9	Terminal Block	---	---	---	---	---	---	---	---
10	Power Cord and Plug	---	R02.18.030.00	---	---	---	02.18.066.00	---	---
11	Cord Grip	---	02.20.212.00	---	---	---	02.20.212.00	---	---
12	Heating Element (Qty. 1)	---	02.05.501.00	---	---	---	02.05.568.00	---	---
	Heating Element (Qty. 1)	---	02.05.524.00	---	---	---	02.05.570.00	---	---
	Heating Element (Qty. 2)	---	---	---	---	---	---	---	---
	Electrical Drawing	---	HS1-5672	---	---	---	10-01-238	---	---

Shaded area reflects export models only.

PARTS SPECIFIC TO GRSB-42 & GRSBF-42 “I” MODELS

ITEM	DESCRIPTION	100V	120V	208V	240V	220V	240V	220-230V CE	230-240V CE
8	On/Off Power Switch	02.19.075.00	02.19.075.00	---	---	02.19.076.00	02.19.076.00	02.19.076.00	02.19.076.00
9	Terminal Block	---	---	---	---	---	---	R02.15.030.00	R02.15.030.00
10	Power Cord and Plug	R02.18.030.00	R02.18.030.00	---	---	02.18.077.00	02.18.066.00	02.18.077.00	02.18.066.00
11	Cord Grip	02.20.212.00	02.20.212.00	---	---	02.20.212.00	02.20.212.00	02.20.212.00	02.20.212.00
12	Heating Element (Qty. 1)	02.05.549.00	02.05.273.00	---	---	02.05.277.00	02.05.281.00	02.05.277.00	02.05.281.00
	Heating Element (Qty. 1)	02.05.551.00	02.05.275.00	---	---	02.05.279.00	02.05.283.00	02.05.279.00	02.05.283.00
	Heating Element (Qty. 2)	---	---	---	---	---	---	---	---
	Electrical Drawing	10-01-072	HS1-3327	---	---	HS1-3326	HS1-3328	HS1-4228	HS1-4227

PARTS SPECIFIC TO GRSB-42 & GRSBF-42 “O” MODELS

ITEM	DESCRIPTION	100V	120V	208V	240V	220V	240V	220-230V CE	230-240V CE
8	On/Off Power Switch	---	02.19.075.00	---	---	02.19.076.00	02.19.076.00	---	---
9	Terminal Block	---	---	---	---	---	---	---	---
10	Power Cord and Plug	---	---	---	---	02.18.077.00	02.18.066.00	---	---
11	Cord Grip	---	02.20.212.00	---	---	02.20.212.00	02.20.212.00	---	---
12	Heating Element (Qty. 1)	---	02.05.437.00	---	---	02.05.572.00	02.05.456.00	---	---
	Heating Element (Qty. 1)	---	02.05.545.00	---	---	02.05.574.00	02.05.572.00	---	---
	Heating Element (Qty. 2)	---	---	---	---	---	---	---	---
	Electrical Drawing	---	HS1-4910	---	---	10-01-239	10-01-240	---	---

PARTS SPECIFIC TO GRSB-42 & GRSBF-42 “S” MODELS

ITEM	DESCRIPTION	100V	120V	208V	240V	220V	240V	220-230V CE	230-240V CE
8	On/Off Power Switch	---	02.19.075.00	---	---	02.19.076.00	02.19.076.00	---	---
9	Terminal Block	---	---	---	---	---	---	---	---
10	Power Cord and Plug	---	---	---	---	02.18.077.00	02.18.066.00	---	---
11	Cord Grip	---	02.20.212.00	---	---	02.20.212.00	02.20.212.00	---	---
12	Heating Element (Qty. 1)	---	02.05.544.00	---	---	02.05.576.00	02.05.576.00	---	---
	Heating Element (Qty. 1)	---	02.05.443.00	---	---	02.05.578.00	02.05.578.00	---	---
	Heating Element (Qty. 2)	---	---	---	---	---	---	---	---
	Electrical Drawing	---	HS1-4967	---	---	10-01-241	10-01-242	---	---

Shaded area reflects export models only.

PARTS SPECIFIC TO GRSB-48 & GRSEBF-48 "B" MODELS

ITEM	DESCRIPTION	100V	120V	208V	240V	220V	240V	220-230V CE	230-240V CE
8	On/Off Power Switch	---	---	---	---	---	---	---	---
9	Terminal Block	---	---	---	---	---	---	---	---
10	Power Cord and Plug	---	---	---	---	---	---	---	---
11	Cord Grip	---	---	---	---	---	---	---	---
12	Heating Element (Qty. 1)	---	---	---	---	---	---	---	---
	Heating Element (Qty. 1)	---	---	---	---	---	---	---	---
	Heating Element (Qty. 2)	---	---	---	---	---	---	---	---
	Electrical Drawing	---	---	---	---	---	---	---	---

PARTS SPECIFIC TO GRSB-48 & GRSEBF-48 "C" MODELS

ITEM	DESCRIPTION	100V	120V	208V	240V	220V	240V	220-230V CE	230-240V CE
8	On/Off Power Switch	---	---	---	---	---	---	---	---
9	Terminal Block	---	---	---	---	---	---	---	---
10	Power Cord and Plug	---	---	---	---	---	---	---	---
11	Cord Grip	---	---	---	---	---	---	---	---
12	Heating Element (Qty. 1)	---	---	---	---	---	---	---	---
	Heating Element (Qty. 1)	---	---	---	---	---	---	---	---
	Heating Element (Qty. 2)	---	---	---	---	---	---	---	---
	Electrical Drawing	---	---	---	---	---	---	---	---

PARTS SPECIFIC TO GRSB-48 & GRSEBF-48 "F" MODELS

ITEM	DESCRIPTION	100V	120V	208V	240V	220V	240V	220-230V CE	230-240V CE
8	On/Off Power Switch	---	02.19.075.00	---	---	---	02.19.076.00	---	---
9	Terminal Block	---	---	---	---	---	---	---	---
10	Power Cord and Plug	---	R02.18.030.00	---	---	---	02.18.066.00	---	---
11	Cord Grip	---	02.20.212.00	---	---	---	02.20.212.00	---	---
12	Heating Element (Qty. 1)	---	02.05.500.00	---	---	---	02.05.569.00	---	---
	Heating Element (Qty. 1)	---	02.05.501.00	---	---	---	02.05.570.00	---	---
	Heating Element (Qty. 2)	---	---	---	---	---	---	---	---
	Electrical Drawing	---	HS1-5672	---	---	---	10-01-238	---	---

Shaded area reflects export models only.

PARTS SPECIFIC TO GRSB-48 & GRSBF-48 “I” MODELS

ITEM	DESCRIPTION	100V	120V	208V	240V	220V	240V	220-230V CE	230-240V CE
8	On/Off Power Switch	02.19.075.00	02.19.075.00	---	---	02.19.076.00	02.19.076.00	02.19.076.00	02.19.076.00
9	Terminal Block	---	---	---	---	---	---	R02.15.030.00	R02.15.030.00
10	Power Cord and Plug	R02.18.030.00	R02.18.030.00	---	---	02.18.077.00	02.18.066.00	02.18.077.00	02.18.066.00
11	Cord Grip	02.20.212.00	02.20.212.00	---	---	02.20.212.00	02.20.212.00	02.20.212.00	02.20.212.00
12	Heating Element (Qty. 1)	02.05.550.00	02.05.274.00	---	---	02.05.278.00	02.05.282.00	02.05.278.00	02.05.282.00
	Heating Element (Qty. 1)	02.05.551.00	02.05.275.00	---	---	02.05.279.00	02.05.283.00	02.05.279.00	02.05.283.00
	Heating Element (Qty. 2)	---	---	---	---	---	---	---	---
	Electrical Drawing	10-01-072	HS1-3327	---	---	HS1-3326	HS1-3328	HS1-4228	HS1-4227

PARTS SPECIFIC TO GRSB-48 & GRSBF-48 “O” MODELS

ITEM	DESCRIPTION	100V	120V	208V	240V	220V	240V	220-230V CE	230-240V CE
8	On/Off Power Switch	---	02.19.075.00	---	02.19.076.00	02.19.076.00	02.19.076.00	02.19.076.00	02.19.076.00
9	Terminal Block	---	---	---	---	---	---	R02.15.030.00	R02.15.030.00
10	Power Cord and Plug	---	R02.18.030.00	---	02.18.036.00	02.18.077.00	02.18.066.00	02.18.077.00	02.18.068.00
11	Cord Grip	---	02.20.212.00	---	02.20.259.00	02.20.212.00	02.20.212.00	02.20.212.00	02.20.212.00
12	Heating Element (Qty. 1)	---	02.05.436.00	---	02.05.455.00	02.05.573.00	02.05.455.00	02.05.457.00	02.05.455.00
	Heating Element (Qty. 1)	---	02.05.437.00	---	02.05.456.00	02.05.574.00	02.05.456.00	02.05.458.00	02.05.456.00
	Heating Element (Qty. 2)	---	---	---	---	---	---	---	---
	Electrical Drawing	---	HS1-4910	---	HS1-4911	10-01-239	10-01-240	HS1-5000	HS1-4999

PARTS SPECIFIC TO GRSB-48 & GRSBF-48 “S” MODELS

ITEM	DESCRIPTION	100V	120V	208V	240V	220V	240V	220-230V CE	230-240V CE
8	On/Off Power Switch	---	02.19.075.00	---	---	02.19.076.00	02.19.076.00	---	---
9	Terminal Block	---	---	---	---	---	---	---	---
10	Power Cord and Plug	---	R02.18.030.00	---	---	02.18.077.00	02.18.066.00	---	---
11	Cord Grip	---	02.12.212.00	---	---	02.20.212.00	02.20.212.00	---	---
12	Heating Element (Qty. 1)	---	02.05.442.00	---	---	02.05.577.00	02.05.577.00	---	---
	Heating Element (Qty. 1)	---	02.05.443.00	---	---	02.05.578.00	02.05.578.00	---	---
	Heating Element (Qty. 2)	---	---	---	---	---	---	---	---
	Electrical Drawing	---	HS1-4967	---	---	10-01-241	10-01-242	---	---

Shaded area reflects export models only.

PARTS SPECIFIC TO GRSB-54 & GRSBF-54 “B” MODELS

ITEM	DESCRIPTION	100V	120V	208V	240V	220V	240V	220-230V CE	230-240V CE
8	On/Off Power Switch	---	---	---	---	---	---	---	---
9	Terminal Block	---	---	---	---	---	---	---	---
10	Power Cord and Plug	---	---	---	---	---	---	---	---
11	Cord Grip	---	---	---	---	---	---	---	---
12	Heating Element (Qty. 1)	---	---	---	---	---	---	---	---
	Heating Element (Qty. 1)	---	---	---	---	---	---	---	---
	Heating Element (Qty. 2)	---	---	---	---	---	---	---	---
	Electrical Drawing	---	---	---	---	---	---	---	---

PARTS SPECIFIC TO GRSB-54 & GRSBF-54 “C” MODELS

ITEM	DESCRIPTION	100V	120V	208V	240V	220V	240V	220-230V CE	230-240V CE
8	On/Off Power Switch	---	---	---	---	---	---	---	---
9	Terminal Block	---	---	---	---	---	---	---	---
10	Power Cord and Plug	---	---	---	---	---	---	---	---
11	Cord Grip	---	---	---	---	---	---	---	---
12	Heating Element (Qty. 1)	---	---	---	---	---	---	---	---
	Heating Element (Qty. 1)	---	---	---	---	---	---	---	---
	Heating Element (Qty. 2)	---	---	---	---	---	---	---	---
	Electrical Drawing	---	---	---	---	---	---	---	---

PARTS SPECIFIC TO GRSB-54 & GRSBF-54 “F” MODELS

ITEM	DESCRIPTION	100V	120V	208V	240V	220V	240V	220-230V CE	230-240V CE
8	On/Off Power Switch	---	---	---	---	---	---	---	---
9	Terminal Block	---	---	---	---	---	---	---	---
10	Power Cord and Plug	---	---	---	---	---	---	---	---
11	Cord Grip	---	---	---	---	---	---	---	---
12	Heating Element (Qty. 1)	---	---	---	---	---	---	---	---
	Heating Element (Qty. 1)	---	---	---	---	---	---	---	---
	Heating Element (Qty. 2)	---	---	---	---	---	---	---	---
	Electrical Drawing	---	---	---	---	---	---	---	---

Shaded area reflects export models only.

PARTS SPECIFIC TO GR5B-54 & GR5BF-54 "I" MODELS

ITEM	DESCRIPTION	100V	120V	208V	240V	220V	240V	220-230V CE	230-240V CE
8	On/Off Power Switch	02.19.075.00	02.19.075.00	---	---	02.19.076.00	02.19.076.00	02.19.076.00	02.19.076.00
9	Terminal Block	---	---	---	---	---	---	R02.15.030.00	R02.15.030.00
10	Power Cord and Plug	R02.18.030.00	R02.18.030.00	---	---	02.18.077.00	02.18.066.00	02.18.077.00	02.18.066.00
11	Cord Grip	02.20.212.00	02.20.212.00	---	---	02.20.212.00	02.20.212.00	02.20.212.00	02.20.212.00
12	Heating Element (Qty. 1)	02.05.550.00	02.05.274.00	---	---	02.05.278.00	02.05.282.00	02.05.278.00	02.05.282.00
	Heating Element (Qty. 1)	02.05.552.00	02.05.276.00	---	---	02.05.280.00	02.05.284.00	02.05.280.00	02.05.284.00
	Heating Element (Qty. 2)	---	---	---	---	---	---	---	---
	Electrical Drawing	10-01-072	HS1-3327	---	---	HS1-3326	HS1-3328	HS1-4228	HS1-4227

PARTS SPECIFIC TO GR5B-54 & GR5BF-54 "O" MODELS

ITEM	DESCRIPTION	100V	120V	208V	240V	220V	240V	220-230V CE	230-240V CE
8	On/Off Power Switch	---	---	---	---	---	---	---	---
9	Terminal Block	---	---	---	---	---	---	---	---
10	Power Cord and Plug	---	---	---	---	---	---	---	---
11	Cord Grip	---	---	---	---	---	---	---	---
12	Heating Element (Qty. 1)	---	---	---	---	---	---	---	---
	Heating Element (Qty. 1)	---	---	---	---	---	---	---	---
	Heating Element (Qty. 2)	---	---	---	---	---	---	---	---
	Electrical Drawing	---	---	---	---	---	---	---	---

PARTS SPECIFIC TO GR5B-54 & GR5BF-54 "S" MODELS

ITEM	DESCRIPTION	100V	120V	208V	240V	220V	240V	220-230V CE	230-240V CE
8	On/Off Power Switch	---	---	---	---	---	---	---	---
9	Terminal Block	---	---	---	---	---	---	---	---
10	Power Cord and Plug	---	---	---	---	---	---	---	---
11	Cord Grip	---	---	---	---	---	---	---	---
12	Heating Element (Qty. 1)	---	---	---	---	---	---	---	---
	Heating Element (Qty. 1)	---	---	---	---	---	---	---	---
	Heating Element (Qty. 2)	---	---	---	---	---	---	---	---
	Electrical Drawing	---	---	---	---	---	---	---	---

Shaded area reflects export models only.

PARTS SPECIFIC TO GRSB-60 & GRSBF-60 "B" MODELS

ITEM	DESCRIPTION	100V	120V	208V	240V	220V	240V	220-230V CE	230-240V CE
8	On/Off Power Switch	---	---	---	---	---	---	---	---
9	Terminal Block	---	---	---	---	---	---	---	---
10	Power Cord and Plug	---	---	---	---	---	---	---	---
11	Cord Grip	---	---	---	---	---	---	---	---
12	Heating Element (Qty. 1)	---	---	---	---	---	---	---	---
	Heating Element (Qty. 1)	---	---	---	---	---	---	---	---
	Heating Element (Qty. 2)	---	---	---	---	---	---	---	---
	Electrical Drawing	---	---	---	---	---	---	---	---

PARTS SPECIFIC TO GRSB-60 & GRSBF-60 "C" MODELS

ITEM	DESCRIPTION	100V	120V	208V	240V	220V	240V	220-230V CE	230-240V CE
8	On/Off Power Switch	---	---	---	---	---	---	---	---
9	Terminal Block	---	---	---	---	---	---	---	---
10	Power Cord and Plug	---	---	---	---	---	---	---	---
11	Cord Grip	---	---	---	---	---	---	---	---
12	Heating Element (Qty. 1)	---	---	---	---	---	---	---	---
	Heating Element (Qty. 1)	---	---	---	---	---	---	---	---
	Heating Element (Qty. 2)	---	---	---	---	---	---	---	---
	Electrical Drawing	---	---	---	---	---	---	---	---

PARTS SPECIFIC TO GRSB-60 & GRSBF-60 "F" MODELS

ITEM	DESCRIPTION	100V	120V	208V	240V	220V	240V	220-230V CE	230-240V CE
8	On/Off Power Switch	---	02.19.075.00	---	---	---	02.19.076.00	---	---
9	Terminal Block	---	---	---	---	---	---	---	---
10	Power Cord and Plug	---	R02.18.030.00	---	---	---	02.18.066.00	---	---
11	Cord Grip	---	02.20.212.00	---	---	---	02.20.212.00	---	---
12	Heating Element (Qty. 1)	---	---	---	---	---	---	---	---
	Heating Element (Qty. 1)	---	---	---	---	---	---	---	---
	Heating Element (Qty. 2)	---	02.05.501.00	---	---	---	02.05.570.00	---	---
	Electrical Drawing	---	HS2-5672	---	---	---	10-01-238	---	---

Shaded area reflects export models only.

PARTS SPECIFIC TO GRSB-60 & GRSBF-60 “I” MODELS

ITEM	DESCRIPTION	100V	120V	208V	240V	220V	240V	220-230V CE	230-240V CE
8	On/Off Power Switch	02.19.075.00	02.19.075.00	---	---	02.19.076.00	02.19.076.00	02.19.076.00	02.19.076.00
9	Terminal Block	---	---	---	---	---	---	R02.15.030.00	R02.15.030.00
10	Power Cord and Plug	R02.18.030.00	R02.18.030.00	---	---	02.18.077.00	02.18.066.00	02.18.077.00	02.18.066.00
11	Cord Grip	02.20.212.00	02.20.212.00	---	---	02.20.212.00	02.20.212.00	02.20.212.00	02.20.212.00
12	Heating Element (Qty. 1)	---	---	---	---	---	---	---	---
	Heating Element (Qty. 1)	---	---	---	---	---	---	---	---
	Heating Element (Qty. 2)	02.05.551.00	02.05.275.00	---	---	02.05.279.00	02.05.283.00	02.05.279.00	02.05.283.00
	Electrical Drawing	10-01-072	HS1-2327	---	---	HS1-3326	HS1-3328	HS1-4228	HS1-4227

PARTS SPECIFIC TO GRSB-60 & GRSBF-60 “O” MODELS

ITEM	DESCRIPTION	100V	120V	208V	240V	220V	240V	220-230V CE	230-240V CE
8	On/Off Power Switch	---	02.19.075.00	---	02.19.076.00	02.19.076.00	02.19.076.00	02.19.076.00	02.19.076.00
9	Terminal Block	---	---	---	---	---	---	R02.15.030.00	R02.15.030.00
10	Power Cord and Plug	---	02.18.083.00	---	02.18.036.00	02.18.077.00	02.18.068.00	02.18.077.00	02.18.068.00
11	Cord Grip	---	02.20.212.00	---	02.20.259.00	02.20.212.00	02.20.212.00	02.20.212.00	02.20.212.00
12	Heating Element (Qty. 1)	---	---	---	---	---	---	---	---
	Heating Element (Qty. 1)	---	---	---	---	---	---	---	---
	Heating Element (Qty. 2)	---	02.05.437.00	---	02.05.456.00	02.05.574.00	02.05.456.00	02.05.458.00	02.05.456.00
	Electrical Drawing	---	HS1-4910	---	HS1-4911	10-01-239	10-01-240	HS1-5000	HS1-4999

PARTS SPECIFIC TO GRSB-60 & GRSBF-60 “S” MODELS

ITEM	DESCRIPTION	100V	120V	208V	240V	220V	240V	220-230V CE	230-240V CE
8	On/Off Power Switch	---	02.19.075.00	---	---	02.19.076.00	02.19.076.00	---	---
9	Terminal Block	---	---	---	---	---	---	---	---
10	Power Cord and Plug	---	02.18.083.00	---	---	02.18.077.00	02.18.068.00	---	---
11	Cord Grip	---	02.20.212.00	---	---	02.20.212.00	02.20.212.00	---	---
12	Heating Element (Qty. 1)	---	---	---	---	---	---	---	---
	Heating Element (Qty. 1)	---	---	---	---	---	---	---	---
	Heating Element (Qty. 2)	---	02.05.443.00	---	---	02.05.578.00	02.05.578.00	---	---
	Electrical Drawing	---	HS1-4967	---	---	10-01-241	10-01-242	---	---

Shaded area reflects export models only.

PARTS SPECIFIC TO GRSB-66 & GRSEBF-66 "B" MODELS

ITEM	DESCRIPTION	100V	120V	208V	240V	220V	240V	220-230V CE	230-240V CE
8	On/Off Power Switch	---	---	---	---	---	---	---	---
9	Terminal Block	---	---	---	---	---	---	---	---
10	Power Cord and Plug	---	---	---	---	---	---	---	---
11	Cord Grip	---	---	---	---	---	---	---	---
12	Heating Element (Qty. 1)	---	---	---	---	---	---	---	---
	Heating Element (Qty. 1)	---	---	---	---	---	---	---	---
	Heating Element (Qty. 2)	---	---	---	---	---	---	---	---
	Electrical Drawing	---	---	---	---	---	---	---	---

PARTS SPECIFIC TO GRSB-66 & GRSEBF-66 "C" MODELS

ITEM	DESCRIPTION	100V	120V	208V	240V	220V	240V	220-230V CE	230-240V CE
8	On/Off Power Switch	---	---	---	---	---	---	---	---
9	Terminal Block	---	---	---	---	---	---	---	---
10	Power Cord and Plug	---	---	---	---	---	---	---	---
11	Cord Grip	---	---	---	---	---	---	---	---
12	Heating Element (Qty. 1)	---	---	---	---	---	---	---	---
	Heating Element (Qty. 1)	---	---	---	---	---	---	---	---
	Heating Element (Qty. 2)	---	---	---	---	---	---	---	---
	Electrical Drawing	---	---	---	---	---	---	---	---

PARTS SPECIFIC TO GRSB-66 & GRSEBF-66 "F" MODELS

ITEM	DESCRIPTION	100V	120V	208V	240V	220V	240V	220-230V CE	230-240V CE
8	On/Off Power Switch	---	---	---	---	---	---	---	---
9	Terminal Block	---	---	---	---	---	---	---	---
10	Power Cord and Plug	---	---	---	---	---	---	---	---
11	Cord Grip	---	---	---	---	---	---	---	---
12	Heating Element (Qty. 1)	---	---	---	---	---	---	---	---
	Heating Element (Qty. 1)	---	---	---	---	---	---	---	---
	Heating Element (Qty. 2)	---	---	---	---	---	---	---	---
	Electrical Drawing	---	---	---	---	---	---	---	---

Shaded area reflects export models only.

PARTS SPECIFIC TO GRSB-66 & GRSEBF-66 "I" MODELS

ITEM	DESCRIPTION	100V	120V	208V	240V	220V	240V	220-230V CE	230-240V CE
8	On/Off Power Switch	02.19.075.00	02.19.075.00	---	---	02.19.076.00	02.19.076.00	02.19.076.00	02.19.076.00
9	Terminal Block	---	---	---	---	---	---	R02.15.030.00	R02.15.030.00
10	Power Cord and Plug	R02.18.030.00	R02.18.030.00	---	---	02.18.077.00	02.18.066.00	02.18.077.00	02.18.066.00
11	Cord Grip	02.20.212.00	02.20.212.00	---	---	02.20.212.00	02.20.212.00	02.20.212.00	02.20.212.00
12	Heating Element (Qty. 1)	02.05.551.00	02.05.275.00	---	---	02.05.279.00	02.05.283.00	02.05.279.00	02.05.283.00
	Heating Element (Qty. 1)	02.05.552.00	02.05.276.00	---	---	02.05.280.00	02.05.284.00	02.05.280.00	02.05.284.00
	Electrical Drawing	10-01-072	HS1-3327	---	---	HS1-3326	HS1-3328	HS1-4228	HS1-4227

PARTS SPECIFIC TO GRSB-66 & GRSEBF-66 "O" MODELS

ITEM	DESCRIPTION	100V	120V	208V	240V	220V	240V	220-230V CE	230-240V CE
8	On/Off Power Switch	---	---	---	---	---	---	---	---
9	Terminal Block	---	---	---	---	---	---	---	---
10	Power Cord and Plug	---	---	---	---	---	---	---	---
11	Cord Grip	---	---	---	---	---	---	---	---
12	Heating Element (Qty. 1)	---	---	---	---	---	---	---	---
	Heating Element (Qty. 1)	---	---	---	---	---	---	---	---
	Heating Element (Qty. 2)	---	---	---	---	---	---	---	---
	Electrical Drawing	---	---	---	---	---	---	---	---

PARTS SPECIFIC TO GRSB-66 & GRSEBF-66 "S" MODELS

ITEM	DESCRIPTION	100V	120V	208V	240V	220V	240V	220-230V CE	230-240V CE
8	On/Off Power Switch	---	---	---	---	---	---	---	---
9	Terminal Block	---	---	---	---	---	---	---	---
10	Power Cord and Plug	---	---	---	---	---	---	---	---
11	Cord Grip	---	---	---	---	---	---	---	---
12	Heating Element (Qty. 1)	---	---	---	---	---	---	---	---
	Heating Element (Qty. 1)	---	---	---	---	---	---	---	---
	Heating Element (Qty. 2)	---	---	---	---	---	---	---	---
	Electrical Drawing	---	---	---	---	---	---	---	---

Shaded area reflects export models only.

PARTS SPECIFIC TO GRSB-72 & GRSBF-72 “B” MODELS

ITEM	DESCRIPTION	100V	120V	208V	240V	220V	240V	220-230V CE	230-240V CE
8	On/Off Power Switch	---	---	---	---	---	---	---	---
9	Terminal Block	---	---	---	---	---	---	---	---
10	Power Cord and Plug	---	---	---	---	---	---	---	---
11	Cord Grip	---	---	---	---	---	---	---	---
12	Heating Element (Qty. 1)	---	---	---	---	---	---	---	---
	Heating Element (Qty. 1)	---	---	---	---	---	---	---	---
	Heating Element (Qty. 2)	---	---	---	---	---	---	---	---
	Electrical Drawing	---	---	---	---	---	---	---	---

PARTS SPECIFIC TO GRSB-72 & GRSBF-72 “C” MODELS

ITEM	DESCRIPTION	100V	120V	208V	240V	220V	240V	220-230V CE	230-240V CE
8	On/Off Power Switch	---	---	---	---	---	---	---	---
9	Terminal Block	---	---	---	---	---	---	---	---
10	Power Cord and Plug	---	---	---	---	---	---	---	---
11	Cord Grip	---	---	---	---	---	---	---	---
12	Heating Element (Qty. 1)	---	---	---	---	---	---	---	---
	Heating Element (Qty. 1)	---	---	---	---	---	---	---	---
	Heating Element (Qty. 2)	---	---	---	---	---	---	---	---
	Electrical Drawing	---	---	---	---	---	---	---	---

PARTS SPECIFIC TO GRSB-72 & GRSBF-72 “F” MODELS

ITEM	DESCRIPTION	100V	120V	208V	240V	220V	240V	220-230V CE	230-240V CE
8	On/Off Power Switch	---	02.19.075.00	---	---	---	02.19.076.00	---	---
9	Terminal Block	---	---	---	---	---	---	---	---
10	Power Cord and Plug	---	R02.18.030.00	---	---	---	02.18.066.00	---	---
11	Cord Grip	---	02.20.212.00	---	---	---	02.20.212.00	---	---
12	Heating Element (Qty. 1)	---	---	---	---	---	---	---	---
	Heating Element (Qty. 1)	---	---	---	---	---	---	---	---
	Heating Element (Qty. 2)	---	02.05.502.00	---	---	---	02.05.571.00	---	---
	Electrical Drawing	---	HS1-5672	---	---	---	10-01-238	---	---

Shaded area reflects export models only.

PARTS SPECIFIC TO GRSB-72 & GRSBF-72 “I” MODELS

ITEM	DESCRIPTION	100V	120V	208V	240V	220V	240V	220-230V CE	230-240V CE
8	On/Off Power Switch	02.19.075.00	02.19.075.00	---	---	02.19.076.00	---	02.19.076.00	02.19.076.00
9	Terminal Block	---	---	---	---	---	---	R02.15.030.00	R02.15.030.00
10	Power Cord and Plug	R02.18.030.00	R02.18.030.00	---	---	02.18.077.00	---	02.18.077.00	02.18.066.00
11	Cord Grip	02.20.212.00	02.20.212.00	---	---	02.20.212.00	---	02.20.212.00	02.20.212.00
12	Heating Element (Qty. 1)	---	---	---	---	---	---	---	---
	Heating Element (Qty. 1)	---	---	---	---	---	---	---	---
	Heating Element (Qty. 2)	02.05.552.00	02.05.276.00	---	---	02.05.280.00	---	02.05.280.00	02.05.284.00
	Electrical Drawing	10-01-072	HS1-3327	---	---	HS1-3326	---	HS1-4228	HS1-4227

PARTS SPECIFIC TO GRSB-72 & GRSBF-72 “O” MODELS

ITEM	DESCRIPTION	100V	120V	208V	240V	220V	240V	220-230V CE	230-240V CE
8	On/Off Power Switch	---	---	02.19.076.00	02.19.076.00	02.19.076.00	02.19.076.00	02.19.076.00	02.19.076.00
9	Terminal Block	---	---	---	---	---	---	R02.15.030.00	R02.15.030.00
10	Power Cord and Plug	---	---	02.18.036.00	02.18.036.00	02.18.077.00	02.18.068.00	02.18.077.00	02.18.068.00
11	Cord Grip	---	---	02.20.259.00	02.20.259.00	02.20.212.00	02.20.212.00	02.20.212.00	02.20.212.00
12	Heating Element (Qty. 1)	---	---	---	---	---	---	---	---
	Heating Element (Qty. 1)	---	---	---	---	---	---	---	---
	Heating Element (Qty. 2)	---	---	02.05.438.00	02.05.439.00	02.05.575.00	02.05.439.00	02.05.459.00	02.05.439.00
	Electrical Drawing	---	---	HS1-4911	HS1-4911	10-01-239	10-01-240	HS1-5000	HS1-4999

PARTS SPECIFIC TO GRSB-72 & GRSBF-72 “S” MODELS

ITEM	DESCRIPTION	100V	120V	208V	240V	220V	240V	220-230V CE	230-240V CE
8	On/Off Power Switch	---	02.19.075.00	---	---	02.19.076.00	02.19.076.00	---	---
9	Terminal Block	---	---	---	---	---	---	---	---
10	Power Cord and Plug	---	02.18.083.00	---	---	02.18.077.00	02.18.068.00	---	---
11	Cord Grip	---	02.20.212.00	---	---	02.20.212.00	02.20.212.00	---	---
12	Heating Element (Qty. 1)	---	---	---	---	---	---	---	---
	Heating Element (Qty. 1)	---	---	---	---	---	---	---	---
	Heating Element (Qty. 2)	---	02.05.444.00	---	---	02.05.579.00	02.05.579.00	---	---
	Electrical Drawing	---	HS1-4967	---	---	10-01-241	10-01-242	---	---

Shaded area reflects export models only.

HATCO AUTHORIZED PARTS DISTRIBUTORS

ALABAMA

Jones McLeod Appl. Svc.
Birmingham 205-251-0159

ARIZONA

Auth. Comm. Food Equip.
Phoenix 602-234-2443
Byassee Equipment Co.
Phoenix 602-252-0402

CALIFORNIA

Industrial Electric
Huntington Beach 714-379-7100
Chapman Appl. Service
San Diego 619-298-7106
P & D Appliance
S. San Francisco 650-635-1900

COLORADO

Hawkins Commercial Appliance
Englewood 303-781-5548

DELAWARE

Food Equipment Service
Wilmington 302-996-9363

FLORIDA

Whaley Foodservice Repair
Jacksonville 904-725-7800
Nass Service Co., Inc.
Orlando 407-425-2681
B.G.S.I.
Pompano Beach 954-971-0456
Comm. Appliance Service
Tampa 813-663-0313

GEORGIA

Adcox Service Co.
Atlanta 404-361-8010
Southeastern Rest. Svc.
Norcross 770-446-6177

HAWAII

Burney's Comm. Service, Inc.
Honolulu 808-848-1466
Food Equip Parts & Service
Honolulu 808-847-4871

ILLINOIS

Parts Town
Lombard 708-865-7278
Eichenauer Elec. Service
Decatur 217-429-4229
Midwest Elec. Appl. Service
Elmhurst 630-279-8000
Cone's Repair Service
Moline 309-797-5323

INDIANA

GCS Service
Indianapolis 317-545-9655

IOWA

Electric Motor Service Co.
Davenport 319-323-1823

KENTUCKY

GCS Service
Louisville 502-367-1788

LOUISIANA

Chandlers Parts & Service
Baton Rouge 225-272-6620
Bana Comm. Parts, Inc.
Shreveport 318-631-6550

MARYLAND

Electric Motor Service
Baltimore 410-467-8080
GCS Service
Silver Spring 301-585-7550

MASSACHUSETTS

Ace Service Co., Inc.
Needham 781-449-4220

MICHIGAN

Commercial Kitchen Service
Bay City 517-893-4561
Bildons Appliance Service
Detroit 248-478-3320
Midwest Food Equip. Service
Grandville 616-261-2000

MINNESOTA

GCS Service
Minneapolis 612-546-4221

MISSOURI

GCS Service
Kansas City 816-920-5999
Commercial Kitchen Services
St. Louis 314-890-0700
Kaemmerlen Parts & Service
St. Louis 314-535-2222

NEBRASKA

Anderson Electric
Omaha 402-341-1414

NEVADA

Burney's Commercial
Las Vegas 702-736-0006
Hi. Tech Commercial Service
N. Las Vegas 702-649-4616

NEW JERSEY

Jay Hill Repair
Fairfield 973-575-9145
Service Plus
Flanders 973-691-6300

NEW YORK

Acme American Repairs, Inc.
Brooklyn 718-456-6544

NEW YORK (continued)

Alpro Service Co.
Brooklyn 718-386-2515
Appliance Installation
Buffalo 716-884-7425
Northern Parts Dist.
Plattsburgh 518-563-3200
J. B. Brady, Inc.
Syracuse 315-422-9271

NORTH CAROLINA

Authorized Appliance
Charlotte 704-377-4501

OHIO

Akron/Canton Comm. Svc. Inc.
Akron 330-753-6635
Certified Service Center
Cincinnati 513-772-6600
GCS Service
Columbus 614-476-3225
Electrical Appl. Repair Service
Independence 216-459-8700
E. A. Wichman Co.
Toledo 419-385-9121

OKLAHOMA

Hagar Rest. Service, Inc.
Oklahoma City 405-235-2184
Krueger, Inc.
Oklahoma City 405-528-8883

OREGON

Bressie Electric Co.
Portland 503-231-7171
Ron's Service, Inc.
Portland 503-624-0890

PENNSYLVANIA

FAST Comm. Appl. Service
Philadelphia 215-288-4800
GCS Service
Pittsburgh 412-787-1970
K & D Service Co.
Harrisburg 717-236-9039
Elmer Schultz Services
Philadelphia 215-627-5401
Electric Repair Co.
Reading 610-376-5444

RHODE ISLAND

Marshall Electric Co.
Providence 401-331-1163

SOUTH CAROLINA

Whaley Foodservice Repair
W. Columbia 803-791-4420

TENNESSEE

Camp Electric
Memphis 901-527-7543

TEXAS

Stove Parts Supply
Fort Worth 817-831-0381
Armstrong Repair Service
Houston 713-666-7100
Commercial Kitchen Repair Co.
San Antonio 210-735-2811
San Antonio Rest. Equip.
San Antonio 210-532-1660

UTAH

GCS Service
Salt Lake City 801-487-3653

VIRGINIA

Daubers
Norfolk 757-855-4097
Daubers
Springfield 703-866-3600

WASHINGTON

Restaurant Appl. Service
Seattle 206-524-8200

WISCONSIN

A.S.C., Inc.
Madison 608-246-3160
A.S.C., Inc.
Milwaukee 414-543-6460

CANADA

BRITISH COLUMBIA

Key Food Equipment Service
Vancouver 604-433-4484

ONTARIO

R.G. Henderson Ltd.
Toronto 416-422-5580
Choquette CKS
Ottawa 613-739-8458

QUÉBEC

Choquette CKS
Montreal 514-722-2000
Choquette CKS
Québec City 418-681-3944

HATCO CORPORATION

P.O. Box 340500, Milwaukee, WI 53234-0500 U.S.A.

(800) 558-0607 (414) 671-6350

Parts & Service Fax (800) 690-2966 Int'l. Fax (414) 671-3976

www.hatcocorp.com