



Drawer Warmers

# BUILT TO BE THE BEST



ULTRA-GLO



# THE **HOT** PERFORMERS

**Hatco Drawer Warmers** are built to excel in a tough kitchen environment. There is a model to fit your operation perfectly, from freestanding to built-in, standard to narrow widths.

## The Brains

Each drawer has its own recessed thermostat control, temperature monitor, and illuminated power switch. You control the humidity with the adjustable sliding vents.

## The Brawn

They're made of rugged stainless steel, heavier than our competition. The drawers return smoothly, with a positive close due to the 12-gauge stainless steel slides, heavy-duty hardware, and maintenance free nylon rollers. The tough, solid, chrome handles are angled to avoid glances from passing carts.

## The Versatility

Our standard width Drawer Warmers accommodate half-size and third-size food pans. Options include *Designer* color drawer fronts, oversized drawer frame and pan, biscuit pan drawer, chip guard, and DTC digital control.

**PERFORMANCE. DURABILITY. DEPENDABILITY.**  
HATCO DRAWER WARMERS. PUT THE BEST TO WORK FOR YOU.

## FREESTANDING MODELS

**Model HDW-1**  
with standard 4" (102 mm) legs



**Model HDW-2**  
with optional 6" (152 mm) stainless steel legs



## SPLIT DRAWER MODEL

Expand holding capacities with more pans of food in the same space as a single standard drawer model using Hatco's Split Drawer Warmer. Ideal for casseroles, pot pies, rolls, nacho chips, potatoes, vegetables, poultry, meat, and desserts in 2 1/2" (64 mm) deep food pans that lift straight out.



**Model HDW-1R2**  
with standard 4" (102 mm) legs

## Drawer Warmer Options & Accessories

Choose a *Designer* color to enhance your drawer front.



MODEL*	DESCRIPTION	TYPE
HDW-DTC	<b>Digital Temperature Control</b> (Required on all drawers) (120V only) (Excludes HDW-1R2)	Option ♦
OS-PAN	<b>Oversized Drawer Frame and Pan</b> 20"D x 15"W x 5"H (508 x 381 x 127 mm) in lieu of Standard Drawer with Pan (Standard width models only) (Excludes HDW-1R2)	Option ♦
BIS DRAWER	<b>Biscuit Pan Drawer</b> (Accommodates two 18"D x 13"W (457 x 330 mm) Half-Size Sheet Pans – not included) in lieu of Standard Drawer with Pan (Standard width models only) (Excludes HDW-1R2)	Option ♦
HDW-CHIP	<b>Chip Guard</b> (Standard width models only) (Excludes HDW-1R2)	Option ♦
HDW 6" LEG	<b>6" (152 mm) Adjustable Stainless Steel Legs</b> (Standard on HDW-4)	Accessory
HDW-CASTER-2	<b>2" (51 mm) Dia. Swivel Casters</b> (Adds 2 1/2" (64 mm) to height of unit) (HDW-1, -2, -3 models only)	Accessory
HDW-CASTER-3	<b>3" (76 mm) Dia. Locking Casters</b> (Adds 4 1/4" (108 mm) to height of unit) (HDW-1, -2, -3 models only)	Accessory
HDW-CASTER-4	<b>4" (102 mm) Dia. Locking Casters</b> (Adds 5 1/4" (133 mm) to height of unit) (Excludes HDW-1R2)	Accessory
HDW-CASTER-5	<b>5" (127 mm) Dia. Locking Casters</b> (Adds 6 1/4" (159 mm) to height of unit) (Excludes HDW-1R2)	Accessory
HDW-SPILL	<b>Water/Spillage Pan</b> (One per drawer) (Excludes HDW-1R2)	Accessory
HDW-SPLASH	<b>Splash Baffle</b> (One per drawer) (Excludes HDW-1R2)	Accessory
ST PAN 2	<b>Stainless Steel Food Pans</b> 20 3/4"D x 12 3/4"W x 2 1/2"H (527 x 324 x 64 mm)	Accessory

\*Excludes HDW-1R2. ♦ Options not available for retrofit.



**Model HDW-4**  
with standard 6" (152 mm)  
stainless steel legs

**Model HDW-3**  
with optional casters



**BUILT-IN MODELS**

**NARROW MODEL**



**Model HDW-1N**  
with standard 4" (102 mm) legs

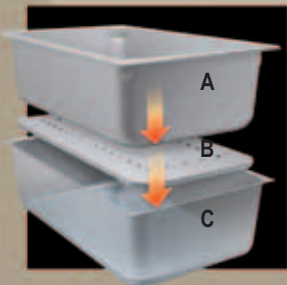


**Model HDW-3B**  
built-in units; trim ring included for  
easy installation

The **Hatco**® Difference

Hatco Drawer Warmers are available in 1-, 2-, and 3-drawer freestanding or built-in models. A 4-drawer freestanding model is also available in standard width only. Freestanding models are shipped with a 6' (1829 mm) cord set. Built-in units are shipped with a 4' (1219 mm) flexible conduit.

- 1 Each individual drawer includes:
  - A. Recessed controls – protected from accidental damage.
  - B. Illuminated power switch.
  - C. Drum thermometer – accurately displays drawer temperature.
  - D. Thermostat – for precise and repeatable temperature settings.
  - E. Complete insulation wrap – energy efficient, isolated temperatures per drawer.
  - F. Adjustable vents – allow individual humidity control.
- 2 Metal sheathed heating elements and 12-gauge stainless steel drawer slides feature a two-year warranty.
- 3 Adjustable stainless steel legs, casters, and food holding pans are available as accessory equipment.
- 4 All models, except narrow, hold standard size pans up to 6" (152 mm) deep (will lift straight out in standard models).
- 5 Positive-closing drawers feature nylon rollers, 12-gauge stainless steel slides, and removable drawer frame for ease of cleaning.
- 6 Spillage pan and splash baffle for additional humidity.
- 7 Long-lasting durability is assured by rugged stainless steel construction inside and out, plus heavy-duty plated handles.



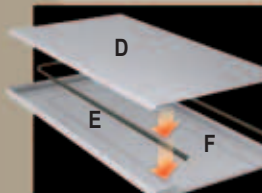
**ADDITIONAL HUMIDITY**

- A. Stainless Steel Food Pan
- B. Splash Baffle
- C. Water/Spillage Pan (add 1/4" (6 mm) of water)

**DTC - Digital Temperature Control**




**Biscuit Pan Drawer**

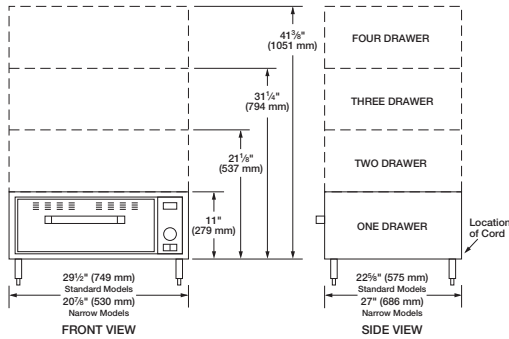


**PREVENTS CHIPS FROM REACHING THE ELEMENT**

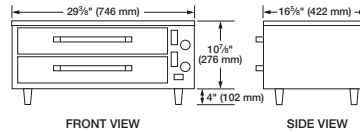
- D. Heat Shield
- E. Heating Element
- F. Chip Guard



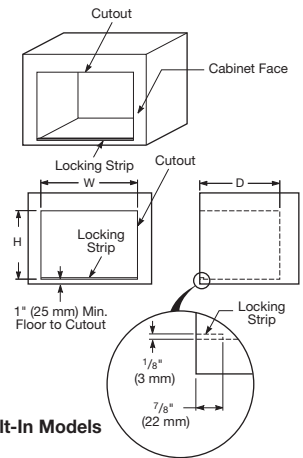
# SPECIFICATIONS



**Freestanding Models**



**Split Drawer Model**



**Built-In Models**

## Freestanding – Standard

Model <sup>▲</sup>	Watts	Amps <sup>★</sup>	No. of Drawers	Shipping Weight
HDW-1	450	3.8	One	97 lbs. ( 44 kg)
HDW-2	900	7.5	Two	168 lbs. ( 76 kg)
HDW-3	1350	11.3	Three	232 lbs. (105 kg)
HDW-4	1800	15.0	Four	296 lbs. (134 kg)

## Freestanding – Narrow

Model <sup>▲</sup>	Watts	Amps <sup>★</sup>	No. of Drawers	Shipping Weight
HDW-1N	450	3.8	One	97 lbs. ( 44 kg)
HDW-2N	900	7.5	Two	168 lbs. ( 76 kg)
HDW-3N	1350	11.3	Three	232 lbs. (105 kg)

## Built-In – Standard

Model <sup>▲</sup>	Watts	Amps <sup>★</sup>	No. of Drawers	Shipping Weight
HDW-1B	450	3.8	One	88 lbs. ( 40 kg)
HDW-2B	900	7.5	Two	159 lbs. ( 72 kg)
HDW-3B	1350	11.3	Three	223 lbs. (101 kg)

## Built-In – Narrow

Model <sup>▲</sup>	Watts	Amps <sup>★</sup>	No. of Drawers	Shipping Weight
HDW-1BN	450	3.8	One	88 lbs. ( 40 kg)
HDW-2BN	900	7.5	Two	159 lbs. ( 72 kg)
HDW-3BN	1350	11.3	Three	223 lbs. (101 kg)

## Split Drawer

Model	Watts	Amps <sup>★</sup>	No. of Drawers	Shipping Weight
HDW-1R2	525	4.4	Two	97 lbs. ( 44 kg)

- ▲ 1-, 2-, and 3-drawer freestanding and split drawer units are standard with 4" (102 mm) legs; four drawer freestanding units with 6" (152 mm) stainless steel legs. Accessory 6" (152 mm) stainless legs, or 2" (51 mm), 3" (76 mm), or 5" (127 mm) diameter casters available on 1-, 2-, and 3-drawer units, or 4" (102 mm) diameter casters available on all units.
- ★ Based on 120 volts.

## Dimensions

**Freestanding – (Without legs or casters)**  
 HDW-1: 29 1/2" W x 22 5/8" D x 11" H (749 x 575 x 279 mm)  
 HDW-1N: 20 7/8" W x 27" D x 11" H (530 x 686 x 279 mm)  
 HDW-2: 29 1/2" W x 22 5/8" D x 21 1/8" H (749 x 575 x 537 mm)  
 HDW-2N: 20 7/8" W x 27" D x 21 1/8" H (530 x 686 x 537 mm)  
 HDW-3: 29 1/2" W x 22 5/8" D x 31 1/4" H (749 x 575 x 794 mm)  
 HDW-3N: 20 7/8" W x 27" D x 31 1/4" H (530 x 686 x 794 mm)  
 HDW-4: 29 1/2" W x 22 5/8" D x 41 3/8" H (749 x 575 x 1051 mm)

**Built-In – (Excluding front mounting flange)**  
 HDW-1B: 28 1/8" W x 22 3/8" D x 9 3/4" H (714 x 568 x 248 mm)  
 HDW-1BN: 19 1/2" W x 26 3/4" D x 9 3/4" H (495 x 679 x 248 mm)  
 HDW-2B: 28 1/8" W x 22 3/8" D x 20" H (714 x 568 x 508 mm)  
 HDW-2BN: 19 1/2" W x 26 3/4" D x 20" H (495 x 679 x 508 mm)  
 HDW-3B: 28 1/8" W x 22 3/8" D x 30 1/8" H (714 x 568 x 765 mm)  
 HDW-3BN: 19 1/2" W x 26 3/4" D x 30 1/8" H (495 x 679 x 765 mm)

**Split Drawer – (Without legs or casters)**  
 HDW-1R2: 29 3/8" W x 16 5/8" D x 10 7/8" H (746 x 422 x 276 mm)

## Built-In Cutout Requirements

Model	"W" Dimension	"D" Dimension*	"H" Dimension
HDW-1B	28 1/4" (718 mm)	23 3/4" (603 mm)	10 1/8" (257 mm)
HDW-2B	28 1/4" (718 mm)	23 3/4" (603 mm)	20 1/4" (514 mm)
HDW-3B	28 1/4" (718 mm)	23 3/4" (603 mm)	30 3/8" (772 mm)
HDW-1BN	19 5/8" (498 mm)	28 1/8" (714 mm)	10 1/8" (257 mm)
HDW-2BN	19 5/8" (498 mm)	28 1/8" (714 mm)	20 1/4" (514 mm)
HDW-3BN	19 5/8" (498 mm)	28 1/8" (714 mm)	30 3/8" (772 mm)

\* Add 1 1/2" (38 mm) for conduit connector.

## Voltage

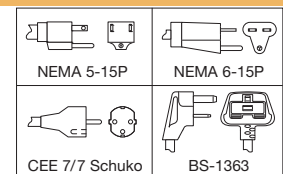
120 volts, single phase, freestanding, split 1-, 2-, 3-, and 4-drawer models use NEMA 5-15P. 4-drawer model not available for Canada. 208 and 240 volts available, freestanding models use NEMA 6-15P. Export voltages available (except HDW-1R2).

## Cord Location

Back of unit, lower left corner.

## Plug Configurations

FREESTANDING UNITS ONLY



### *Unique Needs, Exact Solutions.*

At Hatco we look, listen, and bring our full experience to your operation. "Customerization" is our brand promise...providing you with foodservice innovations that build your profits. That's Hatco, and that's always good for business.

**Contact us today for all of your foodservice equipment needs.**



*Nothing less than the best.™*

P.O. Box 340500  
 Milwaukee, WI 53234-0500 U.S.A.  
 (800) 558-0607 • (414) 671-6350  
 Fax (800) 543-7521  
 Int'l. Fax (414) 671-3976  
 www.hatcocorp.com  
 E-mail: equipmentsales@hatcocorp.com

