



# TOAST-QWIK<sup>®</sup>

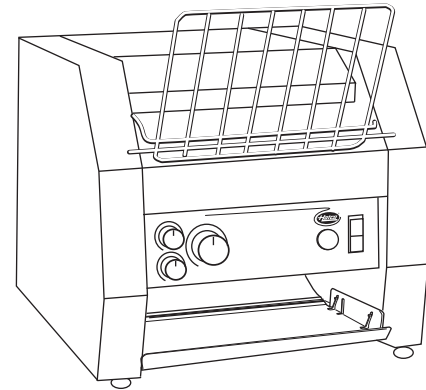

## Electric Conveyor Toasters

### *TQ-10, -400, -800, -1200, -1800 Series*

---

TQ-10	TQ-400	TQ-800	TQ-1200	TQ-1800
TQ-15	TQ-405	TQ-805		TQ-1800H
TC-DON-208	TQ-400H	TQ-800H		TQ-1800BA
TC-DON-240	TQ-400BA	TQ-800BA		TQ-1800HBA
		TQ-800HBA		
		TQ-800BA-DUNKIN		

---



## REPLACEMENT PARTS LIST

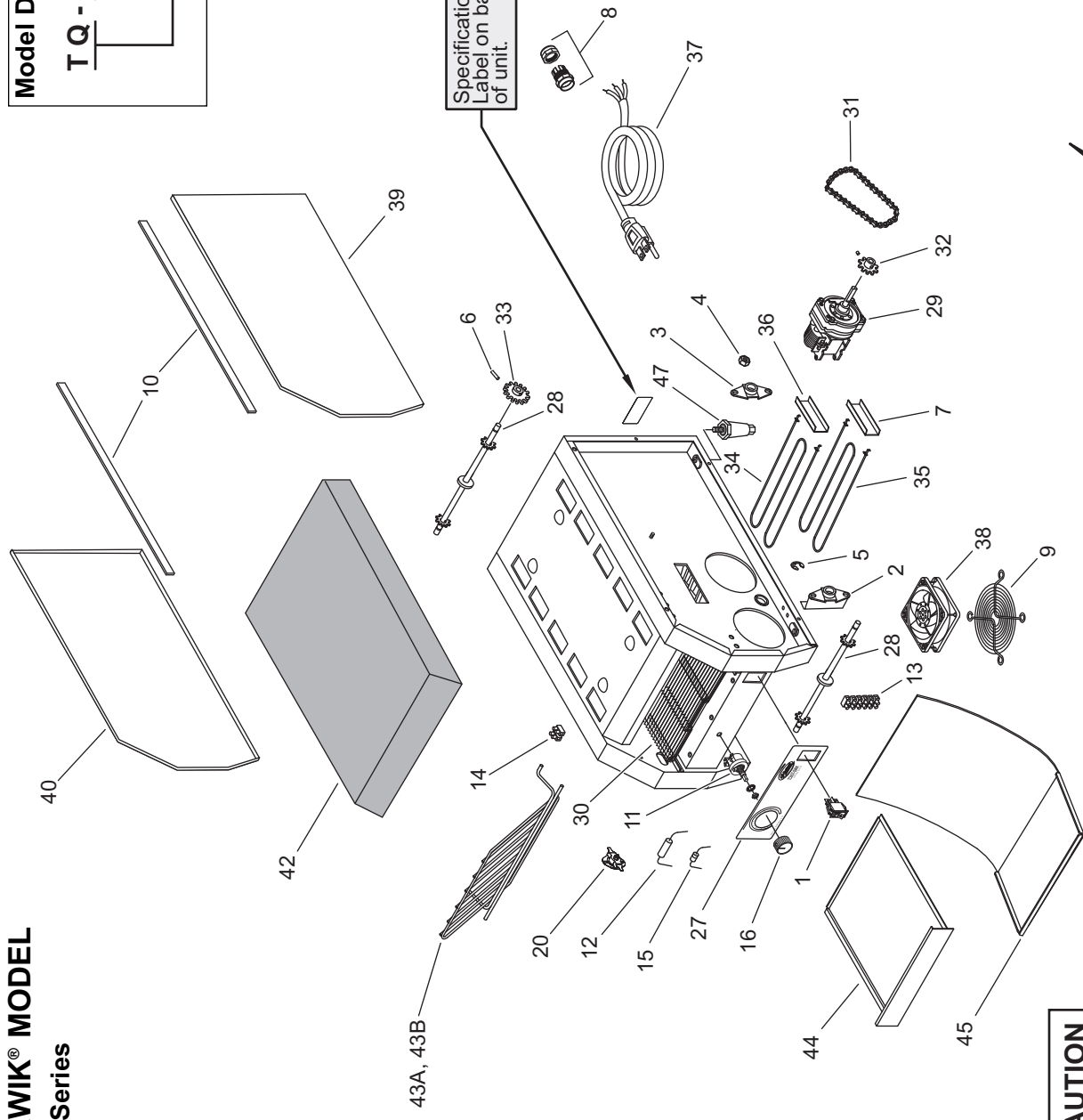
**HATCO TOAST-QWIK® MODEL**  
**TQ-10, -15, TC-DON Series**

**Model Designation**

T Q - X X

300 Slices per Hour  
 Maximum

Toast Qwik



**CAUTION**

Use of replacement parts other than those supplied by Hatco Corporation may result in damage to the unit or injury to personnel and will void all warranties.



24 Hour 7 Day Parts and Service Assistance available in the United States and Canada by calling (800) 558-0607.

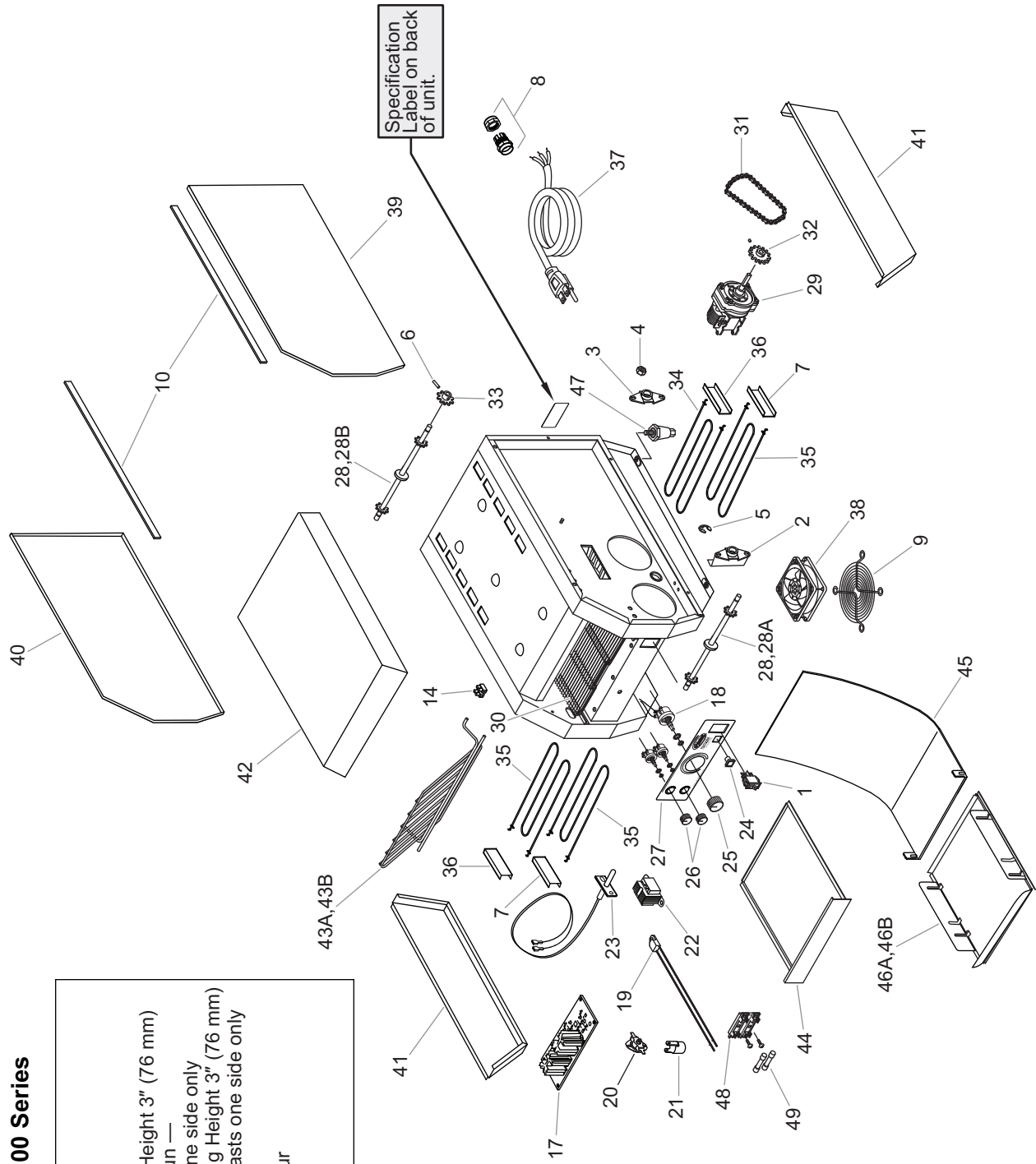


**HATCO TOAST-QWIK MODEL**  
**TQ-400, -405, -800, -805, -1200, 1800 Series**

**Model Designation**

T Q - X X X X X X X

H = Opening Height 3" (76 mm)  
 BA = Bagel/Bun —  
 Toasts one side only  
 HBA = Opening Height 3" (76 mm)  
 and Toasts one side only  
 Maximum  
 Slices per Hour  
 Toast Qwik



**PARTS COMMON TO ALL TQ-10, -15, -400, -405, -800, -805, -1200, -1800 MODELS**

ITEM	DESCRIPTION	PART NO.	QTY.	ITEM	DESCRIPTION	PART NO.	QTY.
1	On/Off Switch ♦	02.19.161.00	1-2	6	Spring Pin	05.08.006.00	1
2	Bearing with Bracket	04.05.286.00	2	7	Bracket, Lower Element	04.05.336.00	1-2
3	Bearing with Nuts	04.05.387.00	2	8	Cord Grip	02.20.259.00	1
4	Keys Nut	05.04.023.00	4	9	Fan Guard	02.12.063.00	1
5	Retaining Ring	05.11.035.00	2	10	Gasket	05.06.028.00	3 Feet

♦ TQ-10 and TQ-15 models manufactured after August 1, 2003 use two On/Off switches; one for the top heat circuit and one for the bottom heat circuit.

*NOTE: The last four digits in a ten digit numerical serial number are the manufacturing date code.*

*Example: Serial number 9625060751 has a date code of "0751" which indicates the following: 0751*  
 \_\_\_\_\_ Week \_\_\_\_\_ Fifty-One  
 \_\_\_\_\_ Year 2007

*Please note also, prior to January 2001 the serial number date code indicated the month of manufacture.*

*Example: XXXXXX0007*  
 \_\_\_\_\_ Month \_\_\_\_\_ Seven (July)  
 \_\_\_\_\_ Year 2000



# PARTS SPECIFIC TO MODEL TQ-10

Item	Description	120V 60 Hz	208V 60 Hz	240V 60 Hz	200V 50/60 Hz	220V 50 Hz	220V 60 Hz	240V 50 Hz	220-230V CE 50 Hz	230-240V CE 50 Hz
11	Speed Control - Rheostat	R02.13.101.00	R02.13.111.00	R02.13.125.00	R02.13.125.00				R02.13.125.00	R02.13.125.00
12	Resistor - 100 Ohm								02.13.325.00	02.13.325.00
13	Terminal Block - 6 Pole	02.15.034.00	02.15.034.00	02.15.034.00	02.15.034.00				02.15.034.00	02.15.034.00
14	Terminal Block - 2 Pole	02.15.045.00	02.15.045.00	02.15.045.00	02.15.045.00				02.15.045.00	02.15.045.00
15	Diode	02.40.002.00	02.40.002.00	02.40.002.00	02.40.002.00				02.40.002.00	02.40.002.00
16	Knob, Color Control	05.30.020.00	05.30.020.00	05.30.020.00	05.30.020.00				05.30.020.00	05.30.020.00
17	Control Board									
18	Potentiometers with Harness									
19	High Limit - T-Stat - Board									
20	High Limit - T-Stat - Sidewall	02.16.146.00	02.16.146.00	02.16.146.00	02.16.146.00				02.16.146.00	02.16.146.00
21	High Limit - T-Stat - Floor Panel									
22	Transformer									
23	Probe - RTD									
24	Switch, Power Save									
25	Knob									
26	Knob									
27	Decal - Control Plate ■	07.01.280.00	07.01.280.00	07.01.280.00	07.01.280.00				07.01.280.00	07.01.280.00
28	Shaft Assembly (Qty 2)	04.05.386.00	04.05.386.00	04.05.386.00	04.05.386.00				04.05.386.00	04.05.386.00
29	Gearmotor - Conveyor	02.12.081.00	02.12.076.00	02.12.077.00	02.12.079.00				02.12.079.00	02.12.079.00
30	Wire Belt	05.03.036.00	05.03.036.00	05.03.036.00	05.03.036.00				05.03.036.00	05.03.036.00
31	Drive Chain	05.03.037.00	05.03.037.00	05.03.037.00	05.03.037.00				05.03.037.00	05.03.037.00
32	Sprocket, Motor	05.09.027.00	05.09.027.00	05.09.027.00	05.09.025.00				05.09.028.00	05.09.025.00
33	Sprocket, Conveyor	05.09.045.00	05.09.045.00	05.09.045.00	05.09.030.00				05.09.045.00	05.09.045.00
34	Heating Element									
35	Quantity: 2 Heating Element	02.09.253.00	02.09.244.00	02.09.247.00	02.09.245.00				02.09.251.00	02.09.251.00
36	Quantity: Bracket - Upper Element	04.05.335.00	04.05.335.00	04.05.335.00	04.05.335.00					
37	Power Cord and Plug	02.18.154.00	02.18.036.00	02.18.036.00	02.18.104.00				04.05.335.00	04.05.335.00
38	Circulation Fan	02.12.030.00	02.12.039.00	02.12.039.00	02.12.039.00				02.18.038.00	02.18.038.00
39	Side Panel, R.H.	04.05.329.00	04.05.329.00	04.05.329.00	04.05.329.00				02.12.039.00	02.12.039.00
40	Side Panel, L.H.	04.05.338.00	04.05.338.00	04.05.338.00	04.05.338.00				04.05.329.00	04.05.329.00
41	Side Bottom Panel, Black								04.05.338.00	04.05.338.00
42	Cover, Top - Black	04.05.379.00	04.05.379.00	04.05.379.00	04.05.379.00					
43A	Feed Ramp - Standard	04.05.337.00	04.05.337.00	04.05.337.00	04.05.337.00				04.05.379.00	04.05.379.00
43B	Feed Ramp - Extended								04.05.337.00	04.05.337.00
44	Crumb Tray	R04.05.361.00	R04.05.361.00	R04.05.361.00	R04.05.361.00					
45	Toast Chute	04.05.363.00	04.05.363.00	04.05.363.00	04.05.363.00					
46A	Toast Collector Pan								R04.05.361.00	R04.05.361.00
46B	Toast Collector Pan - Deep								04.05.363.00	04.05.363.00
47	Legs, 4" (10 cm)									
48	Fuse Block	05.30.007.00	05.30.007.00	05.30.007.00	05.30.007.00					
	Electrical Drawing	10-01-054	10-01-054	10-01-054	10-01-063				05.30.007.00	05.30.007.00
									10-01-063	10-01-063

■ The shaded areas contain information for International models only. ■ TQ-10 Models manufactured before August, 2003 use Control Plate Decal P/N 07.01.256.00.



# PARTS SPECIFIC TO MODEL TQ-15

Item	Description	120V 60 Hz	208V 60 Hz	240V 60 Hz	200V 50/60 Hz	220V 50 Hz	220V 60 Hz	240V 50 Hz	220-230V CE 50 Hz	230-240V CE 50 Hz
11	Speed Control - Rheostat	---	---	---	---	---	---	---	R02.13.125.00	R02.13.125.00
12	Resistor - 100 Ohm	---	---	---	---	---	---	---	02.13.325.00	02.13.325.00
13	Terminal Block - 6 Pole	---	---	---	---	---	---	---	02.15.034.00	02.15.034.00
14	Terminal Block - 2 Pole	---	---	---	---	---	---	---	02.15.045.00	02.15.045.00
15	Diode	---	---	---	---	---	---	---	02.40.002.00	02.40.002.00
16	Knob, Color Control	---	---	---	---	---	---	---	05.30.020.00	05.30.020.00
17	Control Board w/High Limits	---	---	---	---	---	---	---	---	---
18	Potentiometers with Harness	---	---	---	---	---	---	---	---	---
19	High Limit - T-Stat - Board	---	---	---	---	---	---	---	---	---
20	High Limit - T-Stat - Sidewall	---	---	---	---	---	---	---	02.16.146.00	02.16.146.00
21	High Limit - T-Stat - Floor Panel	---	---	---	---	---	---	---	---	---
22	Transformer	---	---	---	---	---	---	---	---	---
23	Probe - RTD	---	---	---	---	---	---	---	---	---
24	Switch, Power Save	---	---	---	---	---	---	---	---	---
25	Knob	---	---	---	---	---	---	---	---	---
26	Knob	---	---	---	---	---	---	---	---	---
27	Decal - Control Plate ■	---	---	---	---	---	---	---	---	---
28	Shaft Assembly (Qty 2)	---	---	---	---	---	---	---	07.01.280.00	07.01.280.00
29	Gearmotor - Conveyor	---	---	---	---	---	---	---	04.05.386.00	04.05.386.00
30	Wire Belt	---	---	---	---	---	---	---	02.12.079.00	02.12.079.00
31	Drive Chain	---	---	---	---	---	---	---	05.03.036.00	05.03.036.00
32	Sprocket, Motor	---	---	---	---	---	---	---	05.03.037.00	05.03.037.00
33	Sprocket, Conveyor	---	---	---	---	---	---	---	05.09.027.00	05.09.027.00
34	Heating Element, 1000 W	---	---	---	---	---	---	---	05.09.045.00	05.09.045.00
35	Quantity: 2 Heating Element	---	---	---	---	---	---	---	02.09.251.00	02.09.251.00
36	Quantity: Bracket - Upper Element	---	---	---	---	---	---	---	---	---
37	Power Cord and Plug	---	---	---	---	---	---	---	04.05.335.00	04.05.335.00
38	Circulation Fan	---	---	---	---	---	---	---	02.18.038.00	02.18.038.00
39	Side Panel, R.H.	---	---	---	---	---	---	---	02.12.039.00	02.12.039.00
40	Side Panel, L.H.	---	---	---	---	---	---	---	04.05.329.00	04.05.329.00
41	Side Bottom Panel, Black	---	---	---	---	---	---	---	04.05.338.00	04.05.338.00
42	Cover, Top - Black	---	---	---	---	---	---	---	---	---
43A	Feed Ramp - Standard	---	---	---	---	---	---	---	04.05.379.00	04.05.379.00
43B	Feed Ramp - Extended	---	---	---	---	---	---	---	04.05.337.00	04.05.337.00
44	Crumb Tray	---	---	---	---	---	---	---	---	---
45	Toast Chute	---	---	---	---	---	---	---	---	---
46A	Toast Collector Pan	---	---	---	---	---	---	---	R04.05.361.00	R04.05.361.00
46B	Toast Collector Pan - Deep	---	---	---	---	---	---	---	04.05.363.00	04.05.363.00
47	Legs, 4" (10 cm)	---	---	---	---	---	---	---	---	---
48	Fuse Block	---	---	---	---	---	---	---	05.30.007.00	05.30.007.00
	Electrical Drawing	---	---	---	---	---	---	---	10-01-063	10-01-063

■ The shaded areas contain information for International models only. ■ TQ-15 Models manufactured before August, 2003 use Control Plate Decal P/N 07.01.256.00.



## PARTS SPECIFIC TO MODEL TC-DON-SERIES

Item	Description	120V 60 Hz	208V 60 Hz	240V 60 Hz	200V 50/60 Hz	220V 50 Hz	220V 60 Hz	240V 50 Hz	220-230V CE 50 Hz	230-240V CE 50 Hz
11	Speed Control - Rheostat	---	R02.13.111.00	R02.13.125.00	---	---	---	---	---	---
12	Resistor - 100 Ohm	---	---	---	---	---	---	---	---	---
13	Terminal Block - 6 Pole	---	02.15.034.00	02.15.034.00	---	---	---	---	---	---
14	Terminal Block - 2 Pole	---	02.15.045.00	02.15.045.00	---	---	---	---	---	---
15	Diode	---	02.40.002.00	02.40.002.00	---	---	---	---	---	---
16	Knob, Color Control	---	05.30.020.00	05.30.020.00	---	---	---	---	---	---
17	Control Board	---	---	---	---	---	---	---	---	---
18	Potentiometers with Harness	---	---	---	---	---	---	---	---	---
19	High Limit - T-Stat - Board	---	---	---	---	---	---	---	---	---
20	High Limit - T-Stat - Sidewall	---	02.16.146.00	02.16.146.00	---	---	---	---	---	---
21	High Limit - T-Stat - Floor Panel	---	---	---	---	---	---	---	---	---
22	Transformer	---	---	---	---	---	---	---	---	---
23	Probe - RTD	---	---	---	---	---	---	---	---	---
24	Switch, Power Save	---	---	---	---	---	---	---	---	---
25	Knob	---	---	---	---	---	---	---	---	---
26	Knob	---	---	---	---	---	---	---	---	---
27	Decal - Control Plate	---	07.01.298.00	07.01.298.00	---	---	---	---	---	---
28	Shaft Assembly (Qty 2)	---	04.05.386.00	04.05.386.00	---	---	---	---	---	---
29	Gearmotor - Conveyor	---	02.12.076.00	02.12.077.00	---	---	---	---	---	---
30	Wire Belt	---	05.03.035.00	05.03.035.00	---	---	---	---	---	---
31	Drive Chain	---	05.03.006.00	05.03.006.00	---	---	---	---	---	---
32	Sprocket, Motor	---	05.09.033.00	05.09.033.00	---	---	---	---	---	---
33	Sprocket, Conveyor	---	05.09.029.00	05.09.029.00	---	---	---	---	---	---
34	Heating Element, Upper Front, 750 W	---	02.09.243.00	02.09.246.00	---	---	---	---	---	---
	Upper Rear, 900 W	---	02.09.244.00	02.09.247.00	---	---	---	---	---	---
35	Heating Element, Lower, 750 W	---	---	---	---	---	---	---	---	---
	Quantity: 2	---	02.09.243.00	02.09.246.00	---	---	---	---	---	---
36	Bracket - Upper Element	---	04.05.357.00	04.05.357.00	---	---	---	---	---	---
37	Power Cord and Plug	---	02.18.111.00	02.18.036.00	---	---	---	---	---	---
38	Circulation Fan	---	02.12.039.00	02.12.039.00	---	---	---	---	---	---
39	Side Panel, R.H.	---	04.05.461.00	04.05.461.00	---	---	---	---	---	---
40	Side Panel, L.H.	---	04.05.462.00	04.05.462.00	---	---	---	---	---	---
41	Side Bottom Panel, Black	---	---	---	---	---	---	---	---	---
42	Cover, Top - Black	---	04.05.458.00	04.05.458.00	---	---	---	---	---	---
43A	Feed Ramp - Standard	---	04.05.317.00	04.05.317.00	---	---	---	---	---	---
43B	Feed Ramp - Extended	---	---	---	---	---	---	---	---	---
44	Crumb Tray	---	R04.05.356.00	R04.05.356.00	---	---	---	---	---	---
45	Toast Chute	---	04.05.457.00	04.05.457.00	---	---	---	---	---	---
46A	Toast Collector Pan	---	---	---	---	---	---	---	---	---
46B	Toast Collector Pan - Deep	---	---	---	---	---	---	---	---	---
47	Legs, 4" (10 cm)	---	05.30.007.00	05.30.007.00	---	---	---	---	---	---
48	Fuse Block	---	---	---	---	---	---	---	---	---
	Electrical Drawing	---	10-01-466	10-01-466	---	---	---	---	---	---

The shaded areas contain information for International models only.



# PARTS SPECIFIC TO MODEL TQ-400

Item	Description	120V 60 Hz	208V 60 Hz	240V 60 Hz	200V 50/60 Hz	220V 50 Hz	220V 60 Hz	240V 50 Hz	220-230V CE 50/60 Hz	230-240V CE 50 Hz
12	Resistor - 100 Ohm	---	---	---	---	---	---	---	---	---
13	Terminal Block - 6 Pole	---	---	---	---	---	---	---	---	---
14	Terminal Block - 2 Pole	R02.15.045.00	R02.15.045.00	R02.15.045.00	R02.15.045.00	---	---	---	R02.15.045.00	R02.15.045.00
15	Diode	---	---	---	---	---	---	---	---	---
16	Knob, Color Control	---	---	---	---	---	---	---	---	---
17	Control Board w/High Limits	R02.01.229.00	R02.01.229.00	R02.01.229.00	R02.01.229.00	---	---	---	R02.01.229.00	R02.01.229.00
18	Potentiometers with Harness	02.13.322.00	02.13.322.00	02.13.322.00	02.13.322.00	---	---	---	02.13.322.00	02.13.322.00
19	High Limit - T-Stat - Board (Qty. 2)	02.16.122.00	02.16.122.00	02.16.122.00	02.16.122.00	---	---	---	02.16.122.00	02.16.122.00
20	High Limit - T-Stat - Sidewall	---	---	---	---	---	---	---	---	---
21	High Limit - T-Stat - Floor Panel	R02.16.117.00	R02.16.117.00	R02.16.117.00	R02.16.117.00	---	---	---	R02.16.117.00	R02.16.117.00
22	Transformer	02.17.040.00	02.17.040.00	02.17.040.00	02.17.040.00	---	---	---	02.17.040.00	02.17.040.00
23	Probe - RTD	02.01.192.00	02.01.192.00	02.01.192.00	02.01.192.00	---	---	---	02.01.192.00	02.01.192.00
24	Switch, Power Save	02.19.164.00	02.19.164.00	02.19.164.00	02.19.164.00	---	---	---	02.19.164.00	02.19.164.00
25	Knob, Color Control	05.30.019.00	05.30.019.00	05.30.019.00	05.30.019.00	---	---	---	05.30.019.00	05.30.019.00
26	Knob, Heat Control (Qty. 2)	05.30.082.00	05.30.082.00	05.30.082.00	05.30.082.00	---	---	---	05.30.082.00	05.30.082.00
27	Decal - Control Plate	07.01.255.00	07.01.255.00	07.01.255.00	07.01.255.00	---	---	---	07.01.255.00	07.01.255.00
28	Shaft Assembly (Qty. 2)	04.05.386.00	04.05.386.00	04.05.386.00	04.05.386.00	---	---	---	04.05.386.00	04.05.386.00
29	Gearmotor - Conveyor	02.12.081.00	02.12.076.00	02.12.077.00	02.12.079.00	---	---	---	02.12.079.00	02.12.079.00
30	Wire Belt *	05.03.036.00	05.03.036.00	05.03.036.00	05.03.036.00	---	---	---	05.03.036.00	05.03.036.00
31	Drive Chain *	05.03.037.00	05.03.006.00	05.03.006.00	05.03.037.00	---	---	---	05.03.037.00	05.03.006.00
32	Sprocket, Motor *	05.09.027.00	05.09.025.00	05.09.025.00	05.09.028.00	---	---	---	05.09.027.00	05.09.025.00
33	Sprocket, Conveyor	05.09.045.00	05.09.045.00	05.09.045.00	05.09.045.00	---	---	---	05.09.045.00	05.09.045.00
34	Heating Element	---	---	---	---	---	---	---	---	---
35	Quantity: 2 Heating Element	02.09.253.00	02.09.245.00	02.09.248.00	02.09.245.00	---	---	---	02.09.251.00	02.09.251.00
36	Bracket - Upper Element	---	---	---	---	---	---	---	---	---
37	Power Cord and Plug *	04.05.335.00	04.05.335.00	04.05.335.00	04.05.335.00	---	---	---	04.05.335.00	04.05.335.00
38	Circulation Fan	02.18.154.00	02.18.036.00	02.18.036.00	02.18.104.00	---	---	---	02.18.036.00	02.18.068.00
39	Side Panel, R.H.	02.12.030.00	02.12.039.00	02.12.039.00	02.12.039.00	---	---	---	02.12.039.00	02.12.039.00
40	Side Panel, L.H.	04.05.329.00	04.05.329.00	04.05.329.00	04.05.329.00	---	---	---	04.05.329.00	04.05.329.00
41	Side Bottom Panel, Black (Qty. 2)	04.05.338.00	04.05.338.00	04.05.338.00	04.05.338.00	---	---	---	04.05.338.00	04.05.338.00
42	Cover, Top	04.05.332.00	04.05.332.00	04.05.332.00	04.05.332.00	---	---	---	04.05.332.00	04.05.332.00
43A	Feed Ramp - Standard	04.05.327.00	04.05.327.00	04.05.327.00	04.05.327.00	---	---	---	04.05.327.00	04.05.327.00
43B	Feed Ramp - Extended	04.05.337.00	04.05.337.00	04.05.337.00	04.05.337.00	---	---	---	04.05.337.00	04.05.337.00
44	Crumb Tray	04.05.074.00	04.05.074.00	04.05.074.00	04.05.074.00	---	---	---	04.05.074.00	04.05.074.00
45	Toast Chute	R04.05.361.00	R04.05.361.00	R04.05.361.00	R04.05.361.00	---	---	---	R04.05.361.00	R04.05.361.00
46A	Toast Collector Pan	04.05.333.00	04.05.333.00	04.05.333.00	04.05.333.00	---	---	---	04.05.333.00	04.05.333.00
46B	Toast Collector Pan - Deep	04.05.310.00	04.05.310.00	04.05.310.00	04.05.310.00	---	---	---	04.05.310.00	04.05.310.00
47	Legs, 1" (3 cm)	---	---	---	---	---	---	---	---	---
48	Fuse Block	R05.30.081.00	R05.30.081.00	R05.30.081.00	R05.30.081.00	---	---	---	R05.30.081.00	R05.30.081.00
49	Fuse†	---	---	---	---	---	---	---	---	---
50	Indicator Light (not shown)	02.19.154.00	02.19.151.00	02.19.151.00	02.19.151.00	---	---	---	02.19.151.00	02.19.151.00
	Electrical Drawing	10-01-627	10-01-627	10-01-627	10-01-628	---	---	---	10-01-628	10-01-628

Shaded areas reflect export models only. † Fuses sold two per package. \* 120V Canadian units use 02.18.089.00. • 208V and 240V Volt Canadian units use Drive Chain 05.03.037.00, Motor Sprocket 05.09.028.00, and Conveyor Sprocket 05.09.045.00.





# PARTS SPECIFIC TO MODEL TQ-405

Item	Description	120V 60 Hz	208V 60 Hz	240V 60 Hz	200V 50/60 Hz	220V 50 Hz	220-230V 50/60 Hz	230-240V 50 Hz	220-230V CE 50 Hz	230-240V CE 50 Hz
12	Resistor - 100 Ohm	---	---	---	---	---	---	---	---	---
13	Terminal Block - 6 Pole	---	---	---	---	---	---	---	---	---
14	Terminal Block - 2 Pole	---	---	---	---	---	R02.15.045.00	R02.15.045.00	R02.15.045.00	R02.15.045.00
15	Diode	---	---	---	---	---	---	---	---	---
16	Knob, Color Control	---	---	---	---	---	---	---	---	---
17	Control Board w/High Limits	---	---	---	---	---	R02.01.229.00	R02.01.229.00	R02.01.229.00	R02.01.229.00
18	Potentiometers with Harness	---	---	---	---	---	02.13.322.00	02.13.322.00	02.13.322.00	02.13.322.00
19	High Limit - T-Stat - Board (Qty. 2)	---	---	---	---	---	02.16.122.00	02.16.122.00	02.16.122.00	02.16.122.00
20	High Limit - T-Stat - Sidewall	---	---	---	---	---	---	---	---	---
21	High Limit - T-Stat - Floor Panel	---	---	---	---	---	R02.16.117.00	R02.16.117.00	R02.16.117.00	R02.16.117.00
22	Transformer	---	---	---	---	---	02.17.040.00	02.17.040.00	02.17.040.00	02.17.040.00
23	Probe - RTD	---	---	---	---	---	02.01.192.00	02.01.192.00	02.01.192.00	02.01.192.00
24	Switch, Power Save	---	---	---	---	---	02.19.164.00	02.19.164.00	02.19.164.00	02.19.164.00
25	Knob, Color Control	---	---	---	---	---	05.30.019.00	05.30.019.00	05.30.019.00	05.30.019.00
26	Knob, Heat Control (Qty. 2)	---	---	---	---	---	05.30.082.00	05.30.082.00	05.30.082.00	05.30.082.00
27	Decal - Control Plate	---	---	---	---	---	07.01.255.00	07.01.255.00	07.01.255.00	07.01.255.00
28	Shaft Assembly (Qty. 2)	---	---	---	---	---	04.05.386.00	04.05.386.00	04.05.386.00	04.05.386.00
29	Gearmotor - Conveyor	---	---	---	---	---	02.12.079.00	02.12.079.00	02.12.079.00	02.12.079.00
30	Wire Belt	---	---	---	---	---	05.03.036.00	05.03.036.00	05.03.036.00	05.03.036.00
31	Drive Chain	---	---	---	---	---	05.03.037.00	05.03.037.00	05.03.037.00	05.03.037.00
32	Sprocket, Motor	---	---	---	---	---	05.09.027.00	05.09.027.00	05.09.027.00	05.09.027.00
33	Sprocket, Conveyor	---	---	---	---	---	05.09.045.00	05.09.045.00	05.09.045.00	05.09.045.00
34	Heating Element, Upper	---	---	---	---	---	---	---	---	---
35	Heating Element, Lower	---	---	---	---	---	02.09.252.00	02.09.252.00	02.09.252.00	02.09.252.00
36	Bracket - Upper Element	---	---	---	---	---	02.09.252.00	02.09.252.00	02.09.252.00	02.09.252.00
37	Power Cord and Plug	---	---	---	---	---	04.05.335.00	04.05.335.00	04.05.335.00	04.05.335.00
38	Circulation Fan	---	---	---	---	---	02.18.038.00	02.18.038.00	02.18.068.00	02.18.068.00
39	Side Panel, R.H.	---	---	---	---	---	02.12.039.00	02.12.039.00	02.12.039.00	02.12.039.00
40	Side Panel, L.H.	---	---	---	---	---	04.05.329.00	04.05.329.00	04.05.329.00	04.05.329.00
41	Side Bottom Panel, Black (Qty. 2)	---	---	---	---	---	04.05.338.00	04.05.338.00	04.05.338.00	04.05.338.00
42	Cover, Top	---	---	---	---	---	04.05.332.00	04.05.332.00	04.05.332.00	04.05.332.00
43A	Feed Ramp - Standard	---	---	---	---	---	04.05.327.00	04.05.327.00	04.05.327.00	04.05.327.00
43B	Feed Ramp - Extended	---	---	---	---	---	04.05.074.00	04.05.074.00	04.05.074.00	04.05.074.00
44	Crumb Tray	---	---	---	---	---	04.05.337.00	04.05.337.00	04.05.337.00	04.05.337.00
45	Toast Chute	---	---	---	---	---	R04.05.361.00	R04.05.361.00	R04.05.361.00	R04.05.361.00
46A	Toast Collector Pan	---	---	---	---	---	04.05.333.00	04.05.333.00	04.05.333.00	04.05.333.00
46B	Toast Collector Pan - Deep	---	---	---	---	---	04.05.310.00	04.05.310.00	04.05.310.00	04.05.310.00
47	Legs, 1" (3 cm)	---	---	---	---	---	---	---	---	---
48	Fuse Block	---	---	---	---	---	R05.30.081.00	R05.30.081.00	R05.30.081.00	R05.30.081.00
49	Fuse†	---	---	---	---	---	---	---	---	---
50	Indicator Light (not shown)	---	---	---	---	---	---	---	---	---
	Electrical Drawing	---	---	---	---	---	02.19.151.00	02.19.151.00	02.19.151.00	02.19.151.00
		---	---	---	---	---	10-01-628	10-01-628	10-01-628	10-01-628

Shaded areas reflect export models only. † Fuses sold two per package.



# PARTS SPECIFIC TO MODEL TQ-400H

Item	Description	120V 60 Hz	208V 60 Hz	240V 60 Hz	200V 50/60 Hz	220V 50 Hz	220V 60 Hz	240V 50 Hz	220-230V CE 50 Hz	230-240V CE 50 Hz
12	Resistor - 100 Ohm	---	---	---	---	---	---	---	---	---
13	Terminal Block - 6 Pole	---	---	---	---	---	---	---	---	---
14	Terminal Block - 2 Pole	---	R02.15.045.00	R02.15.045.00	R02.15.045.00	---	---	---	R02.15.045.00	R02.15.045.00
15	Diode	---	---	---	---	---	---	---	---	---
16	Knob, Color Control	---	---	---	---	---	---	---	---	---
17	Control Board w/High Limits	---	R02.01.229.00	R02.01.229.00	R02.01.229.00	---	---	---	R02.01.229.00	R02.01.229.00
18	Potentiometers with Harness	---	02.13.322.00	02.13.322.00	02.13.322.00	---	---	---	02.13.322.00	02.13.322.00
19	High Limit - T-Stat - Board (Qty. 2)	---	02.16.122.00	02.16.122.00	02.16.122.00	---	---	---	02.16.122.00	02.16.122.00
20	High Limit - T-Stat - Sidewall	---	---	---	---	---	---	---	---	---
21	High Limit - T-Stat - Floor Panel	---	R02.16.117.00	R02.16.117.00	R02.16.117.00	---	---	---	R02.16.117.00	R02.16.117.00
22	Transformer	---	02.17.040.00	02.17.040.00	02.17.040.00	---	---	---	02.17.040.00	02.17.040.00
23	Probe - RTD	---	02.01.192.00	02.01.192.00	02.01.192.00	---	---	---	02.01.192.00	02.01.192.00
24	Switch, Power Save	---	02.19.164.00	02.19.164.00	02.19.164.00	---	---	---	02.19.164.00	02.19.164.00
25	Knob, Color Control	---	05.30.020.00	05.30.020.00	05.30.020.00	---	---	---	05.30.020.00	05.30.020.00
26	Knob, Heat Control (Qty. 2)	---	05.30.082.00	05.30.082.00	05.30.082.00	---	---	---	05.30.082.00	05.30.082.00
27	Decal - Control Plate	---	07.01.255.00	07.01.255.00	07.01.255.00	---	---	---	07.01.255.00	07.01.255.00
28	Gearmotor - Conveyor	---	04.05.386.00	04.05.386.00	04.05.386.00	---	---	---	04.05.386.00	04.05.386.00
29	Shaft Assembly (Qty. 2)	---	02.12.076.00	02.12.076.00	02.12.076.00	---	---	---	02.12.076.00	02.12.076.00
30	Wire Belt	---	05.03.036.00	05.03.036.00	05.03.036.00	---	---	---	05.03.036.00	05.03.036.00
31	Drive Chain	---	05.03.037.00	05.03.037.00	05.03.037.00	---	---	---	05.03.037.00	05.03.037.00
32	Sprocket, Motor	---	05.09.027.00	05.09.027.00	05.09.027.00	---	---	---	05.09.027.00	05.09.027.00
33	Sprocket, Conveyor	---	05.09.045.00	05.09.045.00	05.09.045.00	---	---	---	05.09.045.00	05.09.045.00
34	Heating Element, Upper	---	---	---	---	---	---	---	---	---
35	Heating Element, Lower	---	02.09.245.00	02.09.248.00	02.09.245.00	---	---	---	02.09.252.00	02.09.251.00
36	Bracket - Upper Element	---	02.09.245.00	02.09.248.00	02.09.245.00	---	---	---	02.09.252.00	02.09.251.00
37	Power Cord and Plug	---	04.05.335.00	04.05.335.00	04.05.335.00	---	---	---	04.05.335.00	04.05.335.00
38	Circulation Fan	---	02.18.036.00	02.18.036.00	02.18.104.00	---	---	---	02.18.038.00	02.18.068.00
39	Side Panel, R.H.	---	02.12.039.00	02.12.039.00	02.12.039.00	---	---	---	02.12.039.00	02.12.039.00
40	Side Panel, L.H.	---	04.05.430.00	04.05.430.00	04.05.330.00	---	---	---	04.05.430.00	04.05.430.00
41	Side Bottom Panel, Black (Qty. 2)	---	04.05.431.00	04.05.431.00	04.05.431.00	---	---	---	04.05.431.00	04.05.431.00
42	Cover, Top	---	04.05.332.00	04.05.332.00	04.05.332.00	---	---	---	04.05.332.00	04.05.332.00
43A	Feed Ramp - Standard	---	04.05.433.00	04.05.433.00	04.05.433.00	---	---	---	04.05.433.00	04.05.433.00
43B	Feed Ramp - Extended	---	04.05.317.00	04.05.317.00	04.05.317.00	---	---	---	04.05.317.00	04.05.317.00
44	Crumb Tray	---	04.05.075.00	04.05.075.00	04.05.075.00	---	---	---	04.05.075.00	04.05.075.00
45	Toast Chute	---	R04.05.361.00	R04.05.361.00	R04.05.361.00	---	---	---	R04.05.361.00	R04.05.361.00
46A	Toast Collector Pan	---	04.05.333.00	04.05.333.00	04.05.333.00	---	---	---	04.05.333.00	04.05.333.00
46B	Toast Collector Pan - Deep	---	04.05.310.00	04.05.310.00	04.05.310.00	---	---	---	04.05.310.00	04.05.310.00
47	Legs, 1" (3 cm)	---	---	---	---	---	---	---	---	---
48	Fuse Block	---	R05.30.081.00	R05.30.081.00	R05.30.081.00	---	---	---	R05.30.081.00	R05.30.081.00
49	Fuse†	---	---	---	---	---	---	---	---	---
50	Indicator Light (not shown)	---	02.19.151.00	02.19.151.00	02.19.151.00	---	---	---	02.03.004.00	02.03.004.00
	Electrical Drawing	---	10-01-627	10-01-627	10-01-628	---	---	---	10-01-628	10-01-628

Shaded areas reflect export models only. † Fuses sold two per package.



# PARTS SPECIFIC TO MODEL TQ-400BA

Item	Description	120V 60 Hz	208V 60 Hz	240V 60 Hz	200V 50/60 Hz	220V 50 Hz	220V 60 Hz	240V 50 Hz	220-230V CE 50 Hz	230-240V CE 50 Hz
12	Resistor - 100 Ohm									
13	Terminal Block - 6 Pole									
14	Terminal Block - 2 Pole	R02.15.045.00	R02.15.045.00	R02.15.045.00	R02.15.045.00				R02.15.045.00	R02.15.045.00
15	Diode									
16	Knob, Color Control									
17	Control Board w/High Limits	R02.01.229.00	R02.01.229.00	R02.01.229.00	R02.01.229.00				R02.01.229.00	R02.01.229.00
18	Potentiometers with Harness	02.13.322.00	02.13.322.00	02.13.322.00	02.13.322.00				02.13.322.00	02.13.322.00
19	High Limit - T-Stat - Board (Qty. 2)	02.16.122.00	02.16.122.00	02.16.122.00	02.16.122.00				02.16.122.00	02.16.122.00
20	High Limit - T-Stat - Sidewall									
21	High Limit - T-Stat - Floor Panel	R02.16.117.00	R02.16.117.00	R02.16.117.00	R02.16.117.00				R02.16.117.00	R02.16.117.00
22	Transformer	02.17.040.00	02.17.040.00	02.17.040.00	02.17.040.00				02.17.040.00	02.17.040.00
23	Probe - RTD	02.01.192.00	02.01.192.00	02.01.192.00	02.01.192.00				02.01.192.00	02.01.192.00
24	Switch, Power Save	02.19.164.00	02.19.164.00	02.19.164.00	02.19.164.00				02.19.164.00	02.19.164.00
25	Knob, Color Control	05.30.020.00	05.30.020.00	05.30.020.00	05.30.020.00				05.30.019.00	05.30.019.00
26	Knob, Heat Control (Qty. 2)	05.30.082.00	05.30.082.00	05.30.082.00	05.30.082.00				05.30.082.00	05.30.082.00
27	Decal - Control Plate	07.01.266.00	07.01.266.00	07.01.266.00	07.01.266.00				07.01.266.00	07.01.266.00
28	Shaft Assembly (Qty. 2)	04.05.386.00	04.05.386.00	04.05.386.00	04.05.386.00				04.05.386.00	04.05.386.00
29	Gearmotor - Conveyor	02.12.076.00	02.12.076.00	02.12.076.00	02.12.076.00				02.12.079.00	02.12.079.00
30	Wire Belt	05.03.036.00	05.03.036.00	05.03.036.00	05.03.036.00				05.03.036.00	05.03.036.00
31	Drive Chain	05.03.037.00	05.03.037.00	05.03.037.00	05.03.037.00				05.03.037.00	05.03.037.00
32	Sprocket, Motor	05.09.027.00	05.09.027.00	05.09.027.00	05.09.027.00				05.09.028.00	05.09.028.00
33	Sprocket, Conveyor	05.09.045.00	05.09.045.00	05.09.045.00	05.09.045.00				05.09.045.00	05.09.045.00
34	Heating Element, Upper									
35	Quantity: 1 Heating Element, Lower	02.09.242.00	02.09.245.00	02.09.248.00	02.09.254.00				02.09.252.00	02.09.252.00
36	Quantity: 1 Bracket - Upper Element	02.09.255.00	02.09.243.00	02.09.246.00	02.09.243.00				02.09.249.00	02.09.249.00
37	Power Cord and Plug	04.05.335.00	04.05.335.00	04.05.335.00	04.05.335.00				04.05.335.00	04.05.335.00
38	Circulation Fan	02.18.154.00	02.18.036.00	02.18.036.00	02.18.104.00				02.18.038.00	02.18.068.00
39	Side Panel, R.H.	02.12.030.00	02.12.039.00	02.12.039.00	02.12.039.00				02.12.039.00	02.12.039.00
40	Side Panel, L.H.	04.05.329.00	04.05.329.00	04.05.329.00	04.05.329.00				04.05.329.00	04.05.329.00
41	Side Bottom Panel, Black (Qty. 2)	04.05.338.00	04.05.338.00	04.05.338.00	04.05.338.00				04.05.338.00	04.05.338.00
42	Cover, Top	04.05.332.00	04.05.332.00	04.05.332.00	04.05.332.00				04.05.332.00	04.05.332.00
43A	Feed Ramp - Standard	04.05.327.00	04.05.327.00	04.05.327.00	04.05.327.00				04.05.327.00	04.05.327.00
43B	Feed Ramp - Extended	04.05.337.00	04.05.337.00	04.05.337.00	04.05.337.00				04.05.337.00	04.05.337.00
44	Crumb Tray									
45	Toast Chute	R04.05.361.00	R04.05.361.00	R04.05.361.00	R04.05.361.00				R04.05.361.00	R04.05.361.00
46A	Toast Collector Pan	04.05.333.00	04.05.333.00	04.05.333.00	04.05.333.00				04.05.333.00	04.05.333.00
46B	Toast Collector Pan - Deep	04.05.310.00	04.05.310.00	04.05.310.00	04.05.310.00				04.05.310.00	04.05.310.00
47	Legs, 1" (3 cm)									
48	Fuse Block	R05.30.081.00	R05.30.081.00	R05.30.081.00	R05.30.081.00				R05.30.081.00	R05.30.081.00
49	Fuse†									
50	Indicator Light (not shown)	02.19.154.00	02.19.151.00	02.19.151.00	02.19.151.00				02.19.151.00	02.19.151.00
	Electrical Drawing	10-01-627	10-01-627	10-01-627	10-01-628				10-01-628	10-01-628

Shaded areas reflect export models only. † Fuses sold two per package.



# PARTS SPECIFIC TO MODEL TQ-800

Item	Description	120V 60 Hz	208V 60 Hz	240V 60 Hz	200V 50/60 Hz	220V 50 Hz	220V 60 Hz	240V 50 Hz	220-230V CE 50 Hz	230-240V CE 50 Hz
12	Resistor - 100 Ohm	---	---	---	---	---	---	---	---	---
13	Terminal Block - 6 Pole	---	---	---	---	---	---	---	---	---
14	Terminal Block - 2 Pole	---	R02.15.045.00	R02.15.045.00	R02.15.045.00	---	---	---	R02.15.045.00	R02.15.045.00
15	Diode	---	---	---	---	---	---	---	---	---
16	Knob, Color Control	---	---	---	---	---	---	---	---	---
17	Control Board w/High Limits	---	R02.01.229.00	R02.01.229.00	R02.01.229.00	---	---	---	R02.01.229.00	R02.01.229.00
18	Potentiometers with Harness	---	02.13.322.00	02.13.322.00	02.13.322.00	---	---	---	02.13.322.00	02.13.322.00
19	High Limit - T-Stat - Board (Qty. 2)	---	02.16.122.00	02.16.122.00	02.16.122.00	---	---	---	02.16.122.00	02.16.122.00
20	High Limit - T-Stat - Sidewall	---	02.16.120.00	02.16.120.00	02.16.120.00	---	---	---	02.16.120.00	02.16.120.00
21	High Limit - T-Stat - Floor Panel	---	R02.16.117.00	R02.16.117.00	R02.16.117.00	---	---	---	R02.16.117.00	R02.16.117.00
22	Transformer	---	02.17.040.00	02.17.040.00	02.17.040.00	---	---	---	02.17.040.00	02.17.040.00
23	Probe - RTD	---	02.01.192.00	02.01.192.00	02.01.192.00	---	---	---	02.01.192.00	02.01.192.00
24	Switch, Power Save	---	02.19.164.00	02.19.164.00	02.19.164.00	---	---	---	02.19.164.00	02.19.164.00
25	Knob, Color Control	---	05.30.020.00	05.30.020.00	05.30.020.00	---	---	---	05.30.020.00	05.30.020.00
26	Knob, Heat Control (Qty. 2)	---	05.30.082.00	05.30.082.00	05.30.082.00	---	---	---	05.30.082.00	05.30.082.00
27	Decal - Control Plate	---	07.01.255.00	07.01.255.00	07.01.255.00	---	---	---	07.01.255.00	07.01.255.00
28	Shaft Assembly (Qty. 2)	---	04.05.386.00	04.05.386.00	04.05.386.00	---	---	---	04.05.386.00	04.05.386.00
29	Gearmotor - Conveyor	---	02.12.079.00	02.12.079.00	02.12.079.00	---	---	---	02.12.079.00	02.12.079.00
30	Wire Belt	---	05.03.035.00	05.03.035.00	05.03.035.00	---	---	---	05.03.035.00	05.03.035.00
31	Drive Chain	---	05.03.006.00	05.03.006.00	05.03.006.00	---	---	---	05.03.006.00	05.03.006.00
32	Sprocket, Motor	---	05.09.033.00	05.09.033.00	05.09.033.00	---	---	---	05.09.033.00	05.09.033.00
33	Sprocket, Conveyor	---	05.09.029.00	05.09.029.00	05.09.029.00	---	---	---	05.09.030.00	05.09.029.00
34	Heating Element, Front, 750 W	---	---	---	---	---	---	---	---	---
35	Quantity: 2 Heating Element, Rear, 900 W	---	02.09.243.00	02.09.246.00	02.09.243.00	---	---	---	02.09.249.00	02.09.249.00
36	Quantity: 2 Bracket - Upper Element (Qty. 2)	---	02.09.244.00	02.09.247.00	02.09.244.00	---	---	---	02.09.250.00	02.09.250.00
37	Power Cord and Plug	---	04.05.357.00	04.05.357.00	04.05.357.00	---	---	---	04.05.357.00	04.05.357.00
38	Circulation Fan	---	02.18.111.00	02.18.036.00	02.18.111.00	---	---	---	02.18.038.00	02.18.103.00
39	Side Panel, R.H.	---	02.12.039.00	02.12.039.00	02.12.039.00	---	---	---	02.12.039.00	02.12.039.00
40	Side Panel, L.H.	---	04.05.303.00	04.05.303.00	04.05.303.00	---	---	---	04.05.303.00	04.05.303.00
41	Side Bottom Panel, Black (Qty. 2)	---	04.05.319.00	04.05.319.00	04.05.319.00	---	---	---	04.05.319.00	04.05.319.00
42	Cover, Top	---	04.05.309.00	04.05.309.00	04.05.309.00	---	---	---	04.05.309.00	04.05.309.00
43A	Feed Ramp - Standard	---	04.05.301.00	04.05.301.00	04.05.301.00	---	---	---	04.05.301.00	04.05.301.00
43B	Feed Ramp - Extended	---	04.05.317.00	04.05.317.00	04.05.317.00	---	---	---	04.05.317.00	04.05.317.00
44	Crumb Tray	---	04.05.075.00	04.05.075.00	04.05.075.00	---	---	---	04.05.075.00	04.05.075.00
45	Toast Chute	---	R04.05.356.00	R04.05.356.00	R04.05.356.00	---	---	---	R04.05.356.00	R04.05.356.00
46A	Toast Collector Pan	---	04.05.311.00	04.05.311.00	04.05.311.00	---	---	---	04.05.311.00	04.05.311.00
46B	Toast Collector Pan - Deep	---	04.05.384.00	04.05.384.00	04.05.384.00	---	---	---	04.05.384.00	04.05.384.00
47	Legs, 1" (3 cm)	---	---	---	---	---	---	---	---	---
48	Fuse Block	---	R05.30.081.00	R05.30.081.00	R05.30.081.00	---	---	---	R05.30.081.00	R05.30.081.00
49	Fuse†	---	---	---	---	---	---	---	---	---
50	Indicator Light (not shown)	---	02.19.151.00	02.19.151.00	02.19.151.00	---	---	---	02.19.151.00	02.19.151.00
	Electrical Drawing	---	10-01-488	10-01-488	10-01-489	---	---	---	10-01-489	10-01-489

Shaded areas reflect export models only. † Fuses sold two per package.



## PARTS SPECIFIC TO MODEL TQ-805

Item	Description	120V 60 Hz	208V 60 Hz	240V 60 Hz	200V 50/60 Hz	220V 50 Hz	220V 60 Hz	240V 50 Hz	220-230V CE 50 Hz	230-240V CE 50 Hz
12	Resistor - 100 Ohm	---	---	---	---	---	---	---	---	---
13	Terminal Block - 6 Pole	---	---	---	---	---	---	---	---	---
14	Terminal Block - 2 Pole	---	---	---	---	---	---	---	---	R02.15.045.00
15	Diode	---	---	---	---	---	---	---	---	---
16	Knob, Color Control	---	---	---	---	---	---	---	---	---
17	Control Board w/High Limits	---	---	---	---	---	---	---	---	R02.01.229.00
18	Potentiometers with Harness	---	---	---	---	---	---	---	---	02.13.322.00
19	High Limit - T-Stat - Board (Qty. 2)	---	---	---	---	---	---	---	---	02.16.122.00
20	High Limit - T-Stat - Sidewall	---	---	---	---	---	---	---	---	02.16.120.00
21	High Limit - T-Stat - Floor Panel	---	---	---	---	---	---	---	---	R02.16.117.00
22	Transformer	---	---	---	---	---	---	---	---	02.17.040.00
23	Probe - RTD	---	---	---	---	---	---	---	---	02.01.192.00
24	Switch, Power Save	---	---	---	---	---	---	---	---	02.19.164.00
25	Knob, Color Control	---	---	---	---	---	---	---	---	05.30.020.00
26	Knob, Heat Control (Qty. 2)	---	---	---	---	---	---	---	---	05.30.082.00
27	Decal - Control Plate	---	---	---	---	---	---	---	---	07.01.255.00
28	Shaft Assembly	---	---	---	---	---	---	---	---	04.05.386.00
29	Gearmotor - Conveyor	---	---	---	---	---	---	---	---	02.12.079.00
30	Wire Belt	---	---	---	---	---	---	---	---	05.03.036.00
31	Drive Chain	---	---	---	---	---	---	---	---	05.03.006.00
32	Sprocket, Motor	---	---	---	---	---	---	---	---	05.09.025.00
33	Sprocket, Conveyor	---	---	---	---	---	---	---	---	05.09.029.00
34	Heating Element, Front, 750 W	---	---	---	---	---	---	---	---	02.09.249.00
35	Quantity: 2 Heating Element, Rear, 900 W	---	---	---	---	---	---	---	---	02.09.250.00
36	Quantity: 2 Bracket - Upper Element (Qty. 2)	---	---	---	---	---	---	---	---	04.05.357.00
37	Power Cord and Plug	---	---	---	---	---	---	---	---	02.18.103.00
38	Circulation Fan	---	---	---	---	---	---	---	---	02.12.039.00
39	Side Panel, R.H.	---	---	---	---	---	---	---	---	04.05.303.00
40	Side Panel, L.H.	---	---	---	---	---	---	---	---	04.05.319.00
41	Side Bottom Panel, Black (Qty. 2)	---	---	---	---	---	---	---	---	04.05.309.00
42	Cover, Top	---	---	---	---	---	---	---	---	04.05.301.00
43A	Feed Ramp - Standard	---	---	---	---	---	---	---	---	04.05.317.00
43B	Feed Ramp - Extended	---	---	---	---	---	---	---	---	04.05.075.00
44	Crumb Tray	---	---	---	---	---	---	---	---	R04.05.356.00
45	Toast Chute	---	---	---	---	---	---	---	---	04.05.311.00
46A	Toast Collector Pan	---	---	---	---	---	---	---	---	04.05.384.00
46B	Toast Collector Pan - Deep	---	---	---	---	---	---	---	---	---
47	Legs, 1" (3 cm)	---	---	---	---	---	---	---	---	R05.30.081.00
48	Fuse Block	---	---	---	---	---	---	---	---	02.03.004.00
49	Fuse†	---	---	---	---	---	---	---	---	R02.03.001.02
50	Indicator Light (not shown) Electrical Drawing	---	---	---	---	---	---	---	---	02.19.151.00 10-01-489

Shaded areas reflect export models only. † Fuses sold two per package.



# PARTS SPECIFIC TO MODEL TQ-800H

Item	Description	120V 60 Hz	208V 60 Hz	240V 60 Hz	200V 50/60 Hz	220V 50 Hz	220V 60 Hz	240V 50 Hz	220-230V CE 50 Hz	230-240V CE 50 Hz
12	Resistor - 100 Ohm	---	---	---	---	---	---	---	---	---
13	Terminal Block - 6 Pole	---	---	---	---	---	---	---	---	---
14	Terminal Block - 2 Pole	---	R02.15.045.00	R02.15.045.00	R02.15.045.00	---	---	---	R02.15.045.00	R02.15.045.00
15	Diode	---	---	---	---	---	---	---	---	---
16	Knob, Color Control	---	---	---	---	---	---	---	---	---
17	Control Board w/High Limits	---	R02.01.229.00	R02.01.229.00	R02.01.229.00	---	---	---	R02.01.229.00	R02.01.229.00
18	Potentiometers with Harness	---	02.13.322.00	02.13.322.00	02.13.322.00	---	---	---	02.13.322.00	02.13.322.00
19	High Limit - T-Stat - Board (Qty. 2)	---	02.16.122.00	02.16.122.00	02.16.122.00	---	---	---	02.16.122.00	02.16.122.00
20	High Limit - T-Stat - Sidewall	---	02.16.120.00	02.16.120.00	02.16.120.00	---	---	---	02.16.120.00	02.16.120.00
21	High Limit - T-Stat - Floor Panel	---	R02.16.117.00	R02.16.117.00	R02.16.117.00	---	---	---	R02.16.117.00	R02.16.117.00
22	Transformer	---	02.17.040.00	02.17.040.00	02.17.040.00	---	---	---	02.17.040.00	02.17.040.00
23	Probe - RTD	---	02.01.192.00	02.01.192.00	02.01.192.00	---	---	---	02.01.192.00	02.01.192.00
24	Switch, Power Save	---	02.19.164.00	02.19.164.00	02.19.164.00	---	---	---	02.19.164.00	02.19.164.00
25	Knob, Color Control	---	05.30.020.00	05.30.020.00	05.30.020.00	---	---	---	05.30.020.00	05.30.020.00
26	Knob, Heat Control (Qty. 2)	---	05.30.082.00	05.30.082.00	05.30.082.00	---	---	---	05.30.082.00	05.30.082.00
27	Decal - Control Plate	---	07.01.255.00	07.01.255.00	07.01.255.00	---	---	---	07.01.255.00	07.01.255.00
28	Shaft Assembly (Qty. 2)	---	04.05.386.00	04.05.386.00	04.05.386.00	---	---	---	04.05.386.00	04.05.386.00
29	Gearmotor - Conveyor	---	02.12.076.00	02.12.076.00	02.12.076.00	---	---	---	02.12.076.00	02.12.076.00
30	Wire Belt	---	05.03.035.00	05.03.035.00	05.03.035.00	---	---	---	05.03.035.00	05.03.035.00
31	Drive Chain	---	05.03.006.00	05.03.006.00	05.03.006.00	---	---	---	05.03.006.00	05.03.006.00
32	Sprocket, Motor •	---	05.09.025.00	05.09.025.00	05.09.025.00	---	---	---	05.09.025.00	05.09.025.00
33	Sprocket, Conveyor •	---	05.09.029.00	05.09.029.00	05.09.029.00	---	---	---	05.09.029.00	05.09.029.00
34	Heating Element, Bottom, 750 W	---	---	---	---	---	---	---	---	---
35	Quantity: 2	---	02.09.243.00	02.09.243.00	02.09.243.00	---	---	---	02.09.243.00	02.09.243.00
36	Heating Element, Top, 900 W	---	---	---	---	---	---	---	---	---
37	Quantity: 2	---	02.09.244.00	02.09.244.00	02.09.244.00	---	---	---	02.09.244.00	02.09.244.00
38	Bracket - Upper Element (Qty. 2)	---	04.05.314.00	04.05.314.00	04.05.314.00	---	---	---	04.05.314.00	04.05.314.00
39	Power Cord and Plug	---	02.18.111.00	02.18.036.00	02.18.111.00	---	---	---	02.18.103.00	02.18.103.00
40	Circulation Fan	---	02.12.039.00	02.12.039.00	02.12.039.00	---	---	---	02.12.039.00	02.12.039.00
41	Side Panel, R.H.	---	04.05.303.00	04.05.303.00	04.05.303.00	---	---	---	04.05.303.00	04.05.303.00
42	Side Panel, L.H.	---	04.05.319.00	04.05.319.00	04.05.319.00	---	---	---	04.05.319.00	04.05.319.00
43	Side Bottom Panel, Black (Qty. 2)	---	04.05.309.00	04.05.309.00	04.05.309.00	---	---	---	04.05.309.00	04.05.309.00
44	Cover, Top	---	04.05.301.00	04.05.301.00	04.05.301.00	---	---	---	04.05.301.00	04.05.301.00
43A	Feed Ramp - Standard	---	04.05.317.00	04.05.317.00	04.05.317.00	---	---	---	04.05.317.00	04.05.317.00
43B	Feed Ramp - Extended	---	04.05.075.00	04.05.075.00	04.05.075.00	---	---	---	04.05.075.00	04.05.075.00
44	Crumb Tray	---	R04.05.356.00	R04.05.356.00	R04.05.356.00	---	---	---	R04.05.356.00	R04.05.356.00
45	Toast Chute	---	04.05.311.00	04.05.311.00	04.05.311.00	---	---	---	04.05.311.00	04.05.311.00
46A	Toast Collector Pan	---	04.05.384.00	04.05.384.00	04.05.384.00	---	---	---	04.05.384.00	04.05.384.00
46B	Toast Collector Pan - Deep	---	---	---	---	---	---	---	---	---
47	Legs, 1" (3 cm)	---	R05.30.081.00	R05.30.081.00	R05.30.081.00	---	---	---	R05.30.081.00	R05.30.081.00
48	Fuse Block	---	---	---	---	---	---	---	---	---
49	Fuse†	---	---	---	---	---	---	---	---	---
50	Indicator Light (not shown)	---	02.19.151.00	02.19.151.00	02.19.151.00	---	---	---	02.19.151.00	02.19.151.00
	Electrical Drawing	---	10-01-488	10-01-488	10-01-488	---	---	---	10-01-488	10-01-488

Shaded areas reflect export models only. † Fuses sold two per package.

• 208V and 240V Volt Canadian units use motor sprocket 05.09.028.00 and conveyor sprocket 05.09.030.00.



# PARTS SPECIFIC TO MODEL TQ-800BA

Item	Description	120V 60 Hz	208V 60 Hz	240V 60 Hz	200V 50/60 Hz	220V 50 Hz	220V 60 Hz	240V 50 Hz	220-230V CE 50 Hz	230-240V CE 50 Hz
12	Resistor - 100 Ohm	---	---	---	---	---	---	---	---	---
13	Terminal Block - 6 Pole	---	---	---	---	---	---	---	---	---
14	Terminal Block - 2 Pole	---	R02.15.045.00	R02.15.045.00	R02.15.045.00	---	---	---	R02.15.045.00	R02.15.045.00
15	Diode	---	---	---	---	---	---	---	---	---
16	Knob, Color Control	---	---	---	---	---	---	---	---	---
17	Control Board w/High Limits	---	R02.01.229.00	R02.01.229.00	R02.01.229.00	---	---	---	R02.01.229.00	R02.01.229.00
18	Potentiometers with Harness	---	02.13.322.00	02.13.322.00	02.13.322.00	---	---	---	02.13.322.00	02.13.322.00
19	High Limit - T-Stat - Board (Qty. 2)	---	02.16.122.00	02.16.122.00	02.16.122.00	---	---	---	02.16.122.00	02.16.122.00
20	High Limit - T-Stat - Sidewall	---	02.16.120.00	02.16.120.00	02.16.120.00	---	---	---	02.16.120.00	02.16.120.00
21	High Limit - T-Stat - Floor Panel	---	R02.16.117.00	R02.16.117.00	R02.16.117.00	---	---	---	R02.16.117.00	R02.16.117.00
22	Transformer	---	02.17.040.00	02.17.040.00	02.17.040.00	---	---	---	02.17.040.00	02.17.040.00
23	Probe - RTD	---	02.01.192.00	02.01.192.00	02.01.192.00	---	---	---	02.01.192.00	02.01.192.00
24	Switch, Power Save	---	02.19.164.00	02.19.164.00	02.19.164.00	---	---	---	02.19.164.00	02.19.164.00
25	Knob, Color Control	---	05.30.020.00	05.30.020.00	05.30.020.00	---	---	---	05.30.020.00	05.30.020.00
26	Knob, Heat Control (Qty. 2)	---	05.30.082.00	05.30.082.00	05.30.082.00	---	---	---	05.30.082.00	05.30.082.00
27	Decal - Control Plate	---	07.01.266.00	07.01.266.00	07.01.266.00	---	---	---	07.01.266.00	07.01.266.00
28	Shaft Assembly (Qty. 2)	---	04.05.386.00	04.05.386.00	04.05.386.00	---	---	---	04.05.386.00	04.05.386.00
29	Gearmotor - Conveyor	---	02.12.076.00	02.12.077.00	02.12.079.00	---	---	---	02.12.079.00	02.12.079.00
30	Wire Belt	---	05.03.035.00	05.03.035.00	05.03.035.00	---	---	---	05.03.035.00	05.03.035.00
31	Drive Chain	---	05.03.006.00	05.03.006.00	05.03.006.00	---	---	---	05.03.006.00	05.03.006.00
32	Sprocket, Motor	---	05.09.033.00	05.09.033.00	05.09.033.00	---	---	---	05.09.033.00	05.09.033.00
33	Sprocket, Conveyor	---	05.09.020.00	05.09.020.00	05.09.030.00	---	---	---	05.09.030.00	05.09.029.00
34	Heating Element, Bottom, 750 W	---	---	---	---	---	---	---	---	---
35	Quantity: 1 Heating Element, Top, 1250 W	---	02.09.243.00	02.09.246.00	02.09.243.00	---	---	---	02.09.249.00	02.09.249.00
36	Quantity: 2 Bracket - Upper Element (Qty. 2)	---	02.09.254.00	02.09.256.00	02.09.254.00	---	---	---	02.09.252.00	02.09.252.00
37	Power Cord and Plug	---	04.05.357.00	04.05.357.00	04.05.357.00	---	---	---	04.05.357.00	04.05.357.00
38	Circulation Fan	---	02.18.111.00	02.18.036.00	02.18.103.00	---	---	---	02.18.103.00	02.18.103.00
39	Side Panel, R.H.	---	02.12.039.00	02.12.039.00	02.12.039.00	---	---	---	02.12.039.00	02.12.039.00
40	Side Panel, L.H.	---	04.05.303.00	04.05.303.00	04.05.303.00	---	---	---	04.05.303.00	04.05.303.00
41	Side Bottom Panel, Black (Qty. 2)	---	04.05.319.00	04.05.319.00	04.05.319.00	---	---	---	04.05.319.00	04.05.319.00
42	Cover, Top	---	04.05.309.00	04.05.309.00	04.05.309.00	---	---	---	04.05.309.00	04.05.309.00
43A	Feed Ramp - Standard	---	04.05.301.00	04.05.301.00	04.05.301.00	---	---	---	04.05.301.00	04.05.301.00
43B	Feed Ramp - Extended	---	04.05.317.00	04.05.317.00	04.05.317.00	---	---	---	04.05.317.00	04.05.317.00
44	Crumb Tray	---	---	---	---	---	---	---	---	---
45	Toast Chute	---	R04.05.356.00	R04.05.356.00	R04.05.356.00	---	---	---	R04.05.356.00	R04.05.356.00
46A	Toast Collector Pan	---	04.05.311.00	04.05.311.00	04.05.311.00	---	---	---	04.05.311.00	04.05.311.00
46B	Toast Collector Pan - Deep	---	04.05.384.00	04.05.384.00	04.05.384.00	---	---	---	04.05.384.00	04.05.384.00
47	Legs, 1" (3 cm)	---	---	---	---	---	---	---	---	---
48	Fuse Block	---	R05.30.081.00	R05.30.081.00	R05.30.081.00	---	---	---	R05.30.081.00	R05.30.081.00
49	Fuse†	---	---	---	---	---	---	---	---	---
50	Indicator Light (not shown) Electrical Drawing	---	02.19.151.00	02.19.151.00	02.19.151.00	---	---	---	02.19.151.00	02.19.151.00
		---	10-01-488	10-01-488	10-01-488	---	---	---	10-01-489	10-01-489

Shaded areas reflect export models only. † Fuses sold two per package.



# PARTS SPECIFIC TO MODEL TQ-800HBA

Item	Description	120V 60 Hz	208V 60 Hz	240V 60 Hz	200V 50/60 Hz	220V 50 Hz	220V 60 Hz	240V 50 Hz	220-230V CE 50 Hz	230-240V CE 50 Hz
12	Resistor - 100 Ohm	---	---	---	---	---	---	---	---	---
13	Terminal Block - 6 Pole	---	---	---	---	---	---	---	---	---
14	Terminal Block - 2 Pole	---	R02.15.045.00	R02.15.045.00	R02.15.045.00	---	---	---	R02.15.045.00	R02.15.045.00
15	Diode	---	---	---	---	---	---	---	---	---
16	Knob, Color Control	---	---	---	---	---	---	---	---	---
17	Control Board w/High Limits	---	R02.01.229.00	R02.01.229.00	R02.01.229.00	---	---	---	R02.01.229.00	R02.01.229.00
18	Potentiometers with Harness	---	02.13.322.00	02.13.322.00	02.13.322.00	---	---	---	02.13.322.00	02.13.322.00
19	High Limit - T-Stat - Board (Qty. 2)	---	02.16.122.00	02.16.122.00	02.16.122.00	---	---	---	02.16.122.00	02.16.122.00
20	High Limit - T-Stat - Sidewall	---	02.16.120.00	02.16.120.00	02.16.120.00	---	---	---	02.16.120.00	02.16.120.00
21	High Limit - T-Stat - Floor Panel	---	R02.16.117.00	R02.16.117.00	R02.16.117.00	---	---	---	R02.16.117.00	R02.16.117.00
22	Transformer	---	02.17.040.00	02.17.040.00	02.17.040.00	---	---	---	02.17.040.00	02.17.040.00
23	Probe - RTD	---	02.01.192.00	02.01.192.00	02.01.192.00	---	---	---	02.01.192.00	02.01.192.00
24	Switch, Power Save	---	02.19.164.00	02.19.164.00	02.19.164.00	---	---	---	02.19.164.00	02.19.164.00
25	Knob, Color Control	---	05.30.020.00	05.30.020.00	05.30.020.00	---	---	---	05.30.020.00	05.30.020.00
26	Knob, Heat Control (Qty. 2)	---	05.30.082.00	05.30.082.00	05.30.082.00	---	---	---	05.30.082.00	05.30.082.00
27	Decal - Control Plate	---	07.01.266.00	07.01.266.00	07.01.266.00	---	---	---	07.01.266.00	07.01.266.00
28	Shaft Assembly (Qty. 2)	---	04.05.386.00	04.05.386.00	04.05.386.00	---	---	---	04.05.386.00	04.05.386.00
29	Gearmotor - Conveyor	---	02.12.076.00	02.12.077.00	02.12.079.00	---	---	---	02.12.079.00	02.12.079.00
30	Wire Belt	---	05.03.035.00	05.03.035.00	05.03.035.00	---	---	---	05.03.035.00	05.03.035.00
31	Drive Chain	---	05.03.006.00	05.03.006.00	05.03.006.00	---	---	---	05.03.006.00	05.03.006.00
32	Sprocket, Motor	---	05.09.033.00	05.09.033.00	05.09.033.00	---	---	---	05.09.033.00	05.09.033.00
33	Sprocket, Conveyor	---	05.09.029.00	05.09.029.00	05.09.029.00	---	---	---	05.09.030.00	05.09.030.00
34	Heating Element, Bottom, 750 W	---	---	---	---	---	---	---	---	---
35	Quantity: 1 Heating Element, Top, 1250 W	---	02.09.243.00	02.09.246.00	02.09.243.00	---	---	---	02.09.249.00	02.09.249.00
36	Quantity: 2 Bracket - Upper Element (Qty. 2)	---	02.09.254.00	02.09.256.00	02.09.254.00	---	---	---	02.09.252.00	02.09.252.00
37	Power Cord and Plug	---	04.05.357.00	04.05.357.00	04.05.357.00	---	---	---	04.05.357.00	04.05.357.00
38	Circulation Fan	---	02.18.111.00	02.18.036.00	02.18.111.00	---	---	---	02.18.038.00	02.18.103.00
39	Side Panel, R.H.	---	02.12.039.00	02.12.039.00	02.12.039.00	---	---	---	02.12.039.00	02.12.039.00
40	Side Panel, L.H.	---	04.05.303.00	04.05.303.00	04.05.303.00	---	---	---	04.05.303.00	04.05.303.00
41	Side Bottom Panel, Black (Qty. 2)	---	04.05.319.00	04.05.319.00	04.05.319.00	---	---	---	04.05.319.00	04.05.319.00
42	Cover, Top	---	04.05.309.00	04.05.309.00	04.05.309.00	---	---	---	04.05.309.00	04.05.309.00
43A	Feed Ramp - Standard	---	04.05.301.00	04.05.301.00	04.05.301.00	---	---	---	04.05.301.00	04.05.301.00
43B	Feed Ramp - Extended	---	04.05.317.00	04.05.317.00	04.05.317.00	---	---	---	04.05.317.00	04.05.317.00
44	Crumb Tray	---	---	---	---	---	---	---	---	---
45	Toast Chute	---	R04.05.356.00	R04.05.356.00	R04.05.356.00	---	---	---	R04.05.356.00	R04.05.356.00
46A	Toast Collector Pan	---	04.05.311.00	04.05.311.00	04.05.311.00	---	---	---	04.05.311.00	04.05.311.00
46B	Toast Collector Pan - Deep	---	04.05.384.00	04.05.384.00	04.05.384.00	---	---	---	04.05.384.00	04.05.384.00
47	Legs, 1" (3 cm)	---	---	---	---	---	---	---	---	---
48	Fuse Block	---	R05.30.081.00	R05.30.081.00	R05.30.081.00	---	---	---	R05.30.081.00	R05.30.081.00
49	Fuse†	---	---	---	---	---	---	---	---	---
50	Indicator Light (not shown)	---	02.19.151.00	02.19.151.00	02.19.151.00	---	---	---	02.03.004.00	02.03.004.00
	Electrical Drawing	---	10-01-488	10-01-488	10-01-488	---	---	---	R02.03.001.02	R02.03.001.02
		---	---	---	---	---	---	---	02.19.151.00	02.19.151.00
		---	---	---	---	---	---	---	10-01-489	10-01-489

Shaded areas reflect export models only. † Fuses sold two per package.





# PARTS SPECIFIC TO MODEL TQ-800BA-DUNKIN

Item	Description	120V 60 Hz	208V 60 Hz	240V 60 Hz	200V 50/60 Hz	220V 50 Hz	220V 60 Hz	240V 50 Hz	220-230V CE 50 Hz	230-240V CE 50 Hz
12	Resistor - 100 Ohm	---	---	---	---	---	---	---	---	---
13	Terminal Block - 6 Pole	---	---	---	---	---	---	---	---	---
14	Terminal Block - 2 Pole	---	R02.15.045.00	R02.15.045.00	---	---	---	---	---	---
15	Diode	---	---	---	---	---	---	---	---	---
16	Knob, Color Control	---	---	---	---	---	---	---	---	---
17	Control Board w/High Limits	---	R02.01.229.00	R02.01.229.00	---	---	---	---	---	---
18	Potentiometers with Harness	---	02.13.329.00	02.13.329.00	---	---	---	---	---	---
19	High Limit - T-Stat - Board (Qty. 2)	---	02.16.122.00	02.16.122.00	---	---	---	---	---	---
20	High Limit - T-Stat - Sidewall	---	02.16.120.00	02.16.120.00	---	---	---	---	---	---
21	High Limit - T-Stat - Floor Panel	---	R02.16.117.00	R02.16.117.00	---	---	---	---	---	---
22	Transformer	---	02.17.040.00	02.17.040.00	---	---	---	---	---	---
23	Probe - RTD	---	02.01.192.00	02.01.192.00	---	---	---	---	---	---
24	Switch, Power Save	---	02.19.164.00	02.19.164.00	---	---	---	---	---	---
25	Knob, Color Control	---	05.30.020.00	05.30.020.00	---	---	---	---	---	---
26	Knob, Heat Control	---	---	---	---	---	---	---	---	---
27	Decal - Control Plate	---	07.01.289.00	07.01.289.00	---	---	---	---	---	---
28	Shaft Assembly (Qty. 2)	---	04.05.386.00	04.05.386.00	---	---	---	---	---	---
29	Gearmotor - Conveyor	---	02.12.076.00	02.12.077.00	---	---	---	---	---	---
30	Wire Belt	---	05.03.035.00	05.03.035.00	---	---	---	---	---	---
31	Drive Chain	---	05.03.006.00	05.03.006.00	---	---	---	---	---	---
32	Sprocket, Motor	---	05.09.033.00	05.09.033.00	---	---	---	---	---	---
33	Sprocket, Conveyor	---	05.09.020.00	05.09.020.00	---	---	---	---	---	---
34	Heating Element, Bottom, 750 W	---	02.09.243.00	02.09.246.00	---	---	---	---	---	---
35	Heating Element, Top, 1250 W	---	---	---	---	---	---	---	---	---
36	Bracket - Upper Element (Qty. 2)	---	02.09.254.00	02.09.256.00	---	---	---	---	---	---
37	Power Cord and Plug	---	04.05.357.00	04.05.357.00	---	---	---	---	---	---
38	Circulation Fan	---	02.18.186.00	02.18.186.00	---	---	---	---	---	---
39	Side Panel, R.H.	---	02.12.039.00	02.12.039.00	---	---	---	---	---	---
40	Side Panel, L.H.	---	04.05.303.00	04.05.303.00	---	---	---	---	---	---
41	Side Bottom Panel, Black (Qty. 2)	---	04.05.319.00	04.05.319.00	---	---	---	---	---	---
42	Cover, Top	---	04.05.309.00	04.05.309.00	---	---	---	---	---	---
43A	Feed Ramp - Standard	---	04.05.301.00	04.05.301.00	---	---	---	---	---	---
43B	Feed Ramp - Extended	---	04.05.317.00	04.05.317.00	---	---	---	---	---	---
44	Crumb Tray	---	---	---	---	---	---	---	---	---
45	Toast Chute	---	R04.05.356.00	R04.05.356.00	---	---	---	---	---	---
46A	Toast Collector Pan	---	04.05.311.00	04.05.311.00	---	---	---	---	---	---
46B	Toast Collector Pan - Deep	---	04.05.384.00	04.05.384.00	---	---	---	---	---	---
47	Legs, 1" (3 cm)	---	---	---	---	---	---	---	---	---
48	Fuse Block	---	R05.30.081.00	R05.30.081.00	---	---	---	---	---	---
49	Fuse	---	---	---	---	---	---	---	---	---
50	Indicator Light (not shown)	---	02.19.151.00	02.19.151.00	---	---	---	---	---	---
	Electrical Drawing	---	10-01-488	10-01-488	---	---	---	---	---	---

Shaded areas reflect export models only.



# PARTS SPECIFIC TO MODEL TQ-1200

Item	Description	120V 60 Hz	208V 60 Hz	240V 60 Hz	200V 50/60 Hz	220V 50 Hz	220V 60 Hz	240V 50 Hz	220-230V CE 50 Hz	230-240V CE 50 Hz
12	Resistor - 100 Ohm	---	---	---	---	---	---	---	---	---
13	Terminal Block - 6 Pole	---	---	---	---	---	---	---	---	---
14	Terminal Block - 2 Pole	---	R02.15.045.00	R02.15.045.00	---	---	---	---	---	---
15	Diode	---	---	---	---	---	---	---	---	---
16	Knob, Color Control	---	---	---	---	---	---	---	---	---
17	Control Board w/High Limits	---	R02.01.229.00	R02.01.229.00	---	---	---	---	---	---
18	Potentiometers with Harness	---	02.13.322.00	02.13.322.00	---	---	---	---	---	---
19	High Limit - T-Stat - Board (Qty. 2)	---	02.16.122.00	02.16.122.00	---	---	---	---	---	---
20	High Limit - T-Stat - Sidewall	---	02.16.120.00	02.16.120.00	---	---	---	---	---	---
21	High Limit - T-Stat - Floor Panel	---	R02.16.117.00	R02.16.117.00	---	---	---	---	---	---
22	Transformer	---	02.17.040.00	02.17.040.00	---	---	---	---	---	---
23	Probe - RTD	---	02.01.192.00	02.01.192.00	---	---	---	---	---	---
24	Switch, Power Save	---	02.19.164.00	02.19.164.00	---	---	---	---	---	---
25	Knob, Color Control	---	05.30.020.00	05.30.020.00	---	---	---	---	---	---
26	Knob, Heat Control (Qty. 2)	---	05.30.082.00	05.30.082.00	---	---	---	---	---	---
27	Decal - Control Plate	---	07.01.255.00	07.01.255.00	---	---	---	---	---	---
28	Shaft Assembly (Qty. 2)	---	04.05.386.00	04.05.386.00	---	---	---	---	---	---
29	Gearmotor - Conveyor	---	02.12.076.00	02.12.077.00	---	---	---	---	---	---
30	Wire Belt	---	05.03.035.00	05.03.035.00	---	---	---	---	---	---
31	Drive Chain	---	05.03.006.00	05.03.006.00	---	---	---	---	---	---
32	Sprocket, Motor	---	05.09.033.00	05.09.033.00	---	---	---	---	---	---
33	Sprocket, Conveyor •	---	05.09.020.00	05.09.020.00	---	---	---	---	---	---
34	Heating Element, Bottom, 900 W	---	---	---	---	---	---	---	---	---
35	Quantity: 2	---	02.09.244.00	02.09.247.00	---	---	---	---	---	---
36	Heating Element, Top, 1100 W	---	---	---	---	---	---	---	---	---
37	Quantity: 2	---	02.09.245.00	02.09.248.00	---	---	---	---	---	---
38	Bracket - Upper Element (Qty. 2)	---	04.05.357.00	04.05.357.00	---	---	---	---	---	---
39	Power Cord and Plug	---	02.18.122.00	02.18.122.00	---	---	---	---	---	---
40	Circulation Fan	---	02.12.039.00	02.12.039.00	---	---	---	---	---	---
41	Side Panel, R.H.	---	04.05.303.00	04.05.303.00	---	---	---	---	---	---
42	Side Panel, L.H.	---	04.05.319.00	04.05.319.00	---	---	---	---	---	---
43A	Side Bottom Panel, Black (Qty. 2)	---	04.05.309.00	04.05.309.00	---	---	---	---	---	---
43B	Cover, Top	---	04.05.382.00	04.05.382.00	---	---	---	---	---	---
44	Feed Ramp - Standard	---	04.05.317.00	04.05.317.00	---	---	---	---	---	---
45	Feed Ramp - Extended	---	---	---	---	---	---	---	---	---
46A	Crumb Tray	---	R04.05.356.00	R04.05.356.00	---	---	---	---	---	---
46B	Toast Chute	---	04.05.311.00	04.05.311.00	---	---	---	---	---	---
47	Toast Collector Pan	---	04.05.384.00	04.05.384.00	---	---	---	---	---	---
48	Toast Collector Pan - Deep	---	---	---	---	---	---	---	---	---
49	Legs, 1" (3 cm)	---	R05.30.081.00	R05.30.081.00	---	---	---	---	---	---
50	Fuse Block	---	02.03.022.00	02.03.022.00	---	---	---	---	---	---
51	Fuse (Qty. 2)†	---	R02.03.052.02	R02.03.052.02	---	---	---	---	---	---
52	Indicator Light (not shown)	---	02.19.151.00	02.19.151.00	---	---	---	---	---	---
53	Electrical Drawing	---	10-01-488	10-01-488	---	---	---	---	---	---

Shaded areas reflect export models only.

† Fuses sold two per package.

• 208V and 240V Volt Canadian units use conveyor sprocket 05.09.029.00.



# PARTS SPECIFIC TO MODEL TQ-1800

Item	Description	120V 60 Hz	208V 60 Hz	240V 60 Hz	200V 50/60 Hz	220V 50 Hz	220V 60 Hz	240V 50 Hz	220-230V CE 50 Hz	230-240V CE 50 Hz
12	Resistor - 100 Ohm	---	---	---	---	---	---	---	---	---
13	Terminal Block - 6 Pole	---	---	---	---	---	---	---	---	---
14	Terminal Block - 2 Pole	---	R02.15.045.00	R02.15.045.00	---	---	---	---	---	---
15	Diode	---	---	---	---	---	---	---	---	---
16	Knob, Color Control	---	---	---	---	---	---	---	---	---
17	Control Board w/High Limits	---	R02.01.229.00	R02.01.229.00	---	---	---	---	---	---
18	Potentiometers with Harness	---	02.13.322.00	02.13.322.00	---	---	---	---	---	---
19	High Limit - T-Stat - Board (Qty. 2)	---	02.16.122.00	02.16.122.00	---	---	---	---	---	---
20	High Limit - T-Stat - Sidewall	---	02.16.120.00	02.16.120.00	---	---	---	---	---	---
21	High Limit - T-Stat - Floor Panel	---	R02.16.117.00	R02.16.117.00	---	---	---	---	---	---
22	Transformer	---	02.17.040.00	02.17.040.00	---	---	---	---	---	---
23	Probe - RTD	---	02.01.192.00	02.01.192.00	---	---	---	---	---	---
24	Switch, Power Save	---	02.19.164.00	02.19.164.00	---	---	---	---	---	---
25	Knob, Color Control	---	05.30.020.00	05.30.020.00	---	---	---	---	---	---
26	Knob, Heat Control (Qty. 2)	---	05.30.082.00	05.30.082.00	---	---	---	---	---	---
27	Decal - Control Plate	---	07.01.301.00	07.01.301.00	---	---	---	---	---	---
28A	Shaft Assembly, Front	---	04.05.465.00	04.05.465.00	---	---	---	---	---	---
28B	Shaft Assembly, Rear	---	04.05.491.00	04.05.491.00	---	---	---	---	---	---
29	Gearmotor - Conveyor	---	02.12.076.00	02.12.077.00	---	---	---	---	---	---
30	Wire Belt	---	05.03.046.00	05.03.046.00	---	---	---	---	---	---
31	Drive Chain	---	05.03.006.00	05.03.006.00	---	---	---	---	---	---
32	Sprocket, Motor	---	05.09.033.00	05.09.033.00	---	---	---	---	---	---
33	Sprocket, Conveyor	---	05.09.020.00	05.09.020.00	---	---	---	---	---	---
34	Heating Element, Front and Rear	---	---	---	---	---	---	---	---	---
35	Bottom, 1050 W, Quantity: 3	---	02.09.266E.00	02.09.269E.00	---	---	---	---	---	---
36	Heating Element, Rear Top, 1260 W	---	---	---	---	---	---	---	---	---
36	Quantity: 1	---	02.09.267E.00	02.09.270E.00	---	---	---	---	---	---
37	Bracket - Upper Element (Qty. 2)	---	04.05.357.00	04.05.357.00	---	---	---	---	---	---
37	Power Cord and Plug	---	02.18.122.00	02.18.122.00	---	---	---	---	---	---
38	Circulation Fan	---	02.12.039.00	02.12.039.00	---	---	---	---	---	---
39	Side Panel, R.H.	---	04.05.303.00	04.05.303.00	---	---	---	---	---	---
40	Side Panel, L.H.	---	04.05.319.00	04.05.319.00	---	---	---	---	---	---
41	Side Bottom Panel, Black (Qty. 2)	---	04.05.309.00	04.05.309.00	---	---	---	---	---	---
42	Cover, Top	---	04.05.478.00	04.05.478.00	---	---	---	---	---	---
43A	Feed Ramp - Standard	---	04.05.485.00	04.05.485.00	---	---	---	---	---	---
43B	Feed Ramp - Extended	---	---	---	---	---	---	---	---	---
44	Crumb Tray	---	04.05.481.00	04.05.481.00	---	---	---	---	---	---
45	Toast Chute	---	04.05.479.00	04.05.479.00	---	---	---	---	---	---
46A	Toast Collector Pan	---	04.05.483.00	04.05.483.00	---	---	---	---	---	---
46B	Toast Collector Pan - Deep	---	---	---	---	---	---	---	---	---
47	Legs, 1" (3 cm)	---	R05.30.081.00	R05.30.081.00	---	---	---	---	---	---
48	Fuse Block	---	02.03.022.00	02.03.022.00	---	---	---	---	---	---
49	Fuse (Qty. 2)†	---	R02.03.052.02	R02.03.052.02	---	---	---	---	---	---
50	Indicator Light (not shown)	---	02.19.151.00	02.19.151.00	---	---	---	---	---	---
	Electrical Drawing	---	10-01-488	10-01-488	---	---	---	---	---	---

Shaded areas reflect export models only. † Fuses sold two per package.



# PARTS SPECIFIC TO MODEL TQ-1800H

Item	Description	120V 60 Hz	208V 60 Hz	240V 60 Hz	200V 50/60 Hz	220V 50 Hz	220V 60 Hz	240V 50 Hz	220-230V CE 50 Hz	230-240V CE 50 Hz
12	Resistor - 100 Ohm	---	---	---	---	---	---	---	---	---
13	Terminal Block - 6 Pole	---	---	---	---	---	---	---	---	---
14	Terminal Block - 2 Pole	---	R02.15.045.00	R02.15.045.00	---	---	---	---	---	---
15	Diode	---	---	---	---	---	---	---	---	---
16	Knob, Color Control	---	---	---	---	---	---	---	---	---
17	Control Board w/High Limits	---	R02.01.229.00	R02.01.229.00	---	---	---	---	---	---
18	Potentiometers with Harness	---	02.13.322.00	02.13.322.00	---	---	---	---	---	---
19	High Limit - T-Stat - Board (Qty. 2)	---	02.16.122.00	02.16.122.00	---	---	---	---	---	---
20	High Limit - T-Stat - Sidewall	---	02.16.120.00	02.16.120.00	---	---	---	---	---	---
21	High Limit - T-Stat - Floor Panel	---	R02.16.117.00	R02.16.117.00	---	---	---	---	---	---
22	Transformer	---	02.17.040.00	02.17.040.00	---	---	---	---	---	---
23	Probe - RTD	---	02.01.192.00	02.01.192.00	---	---	---	---	---	---
24	Switch, Power Save	---	02.19.164.00	02.19.164.00	---	---	---	---	---	---
25	Knob, Color Control	---	05.30.020.00	05.30.020.00	---	---	---	---	---	---
26	Knob, Heat Control (Qty. 2)	---	05.30.082.00	05.30.082.00	---	---	---	---	---	---
27	Decal - Control Plate	---	07.01.301.00	07.01.301.00	---	---	---	---	---	---
28A	Shaft Assembly, Front	---	04.05.465.00	04.05.465.00	---	---	---	---	---	---
28B	Shaft Assembly, Rear	---	04.05.491.00	04.05.491.00	---	---	---	---	---	---
29	Gearmotor - Conveyor	---	02.12.076.00	02.12.077.00	---	---	---	---	---	---
30	Wire Belt	---	05.03.046.00	05.03.046.00	---	---	---	---	---	---
31	Drive Chain	---	05.03.006.00	05.03.006.00	---	---	---	---	---	---
32	Sprocket, Motor	---	05.09.025.00	05.09.025.00	---	---	---	---	---	---
33	Sprocket, Conveyor	---	05.09.029.00	05.09.029.00	---	---	---	---	---	---
34	Heating Element, Top, 1260 W	---	---	---	---	---	---	---	---	---
35	Quantity: 2 Heating Element, Bottom, 1050 W	---	02.09.267E.00	02.09.270E.00	---	---	---	---	---	---
36	Quantity: 2 Bracket - Upper Element (Qty. 2)	---	02.09.266E.00	02.09.269E.00	---	---	---	---	---	---
37	Power Cord and Plug	---	04.05.314.00	04.05.314.00	---	---	---	---	---	---
38	Circulation Fan	---	02.18.122.00	02.18.122.00	---	---	---	---	---	---
39	Side Panel, R.H.	---	02.12.039.00	02.12.039.00	---	---	---	---	---	---
40	Side Panel, L.H.	---	04.05.303.00	04.05.303.00	---	---	---	---	---	---
41	Side Bottom Panel, Black (Qty. 2)	---	04.05.319.00	04.05.319.00	---	---	---	---	---	---
42	Cover, Top	---	04.05.309.00	04.05.309.00	---	---	---	---	---	---
43A	Feed Ramp - Standard	---	04.05.478.00	04.05.478.00	---	---	---	---	---	---
43B	Feed Ramp - Extended	---	04.05.485.00	04.05.485.00	---	---	---	---	---	---
44	Crumb Tray	---	---	---	---	---	---	---	---	---
45	Toast Chute	---	04.05.481.00	04.05.481.00	---	---	---	---	---	---
46A	Toast Collector Pan	---	04.05.479.00	04.05.479.00	---	---	---	---	---	---
46B	Toast Collector Pan - Deep	---	04.05.483.00	04.05.483.00	---	---	---	---	---	---
47	Legs, 1" (3 cm)	---	---	---	---	---	---	---	---	---
48	Fuse Block	---	R05.30.081.00	R05.30.081.00	---	---	---	---	---	---
49	Fuse (Qty. 2)†	---	02.03.022.00	02.03.022.00	---	---	---	---	---	---
50	Indicator Light (not shown)	---	R02.03.052.02	R02.03.052.02	---	---	---	---	---	---
	Electrical Drawing	---	02.19.151.00	02.19.151.00	---	---	---	---	---	---
		---	10-01-488	10-01-488	---	---	---	---	---	---

Shaded areas reflect export models only. † Fuses sold two per package.



# PARTS SPECIFIC TO MODEL TQ-1800BA

Item	Description	120V 60 Hz	208V 60 Hz	240V 60 Hz	200V 50/60 Hz	220V 50 Hz	220V 60 Hz	240V 50 Hz	220-230V CE 50 Hz	230-240V CE 50 Hz
12	Resistor - 100 Ohm	---	---	---	---	---	---	---	---	---
13	Terminal Block - 6 Pole	---	---	---	---	---	---	---	---	---
14	Terminal Block - 2 Pole	---	R02.15.045.00	R02.15.045.00	---	---	---	---	---	---
15	Diode	---	---	---	---	---	---	---	---	---
16	Knob, Color Control	---	---	---	---	---	---	---	---	---
17	Control Board w/High Limits	---	R02.01.229.00	R02.01.229.00	---	---	---	---	---	---
18	Potentiometers with Harness	---	02.13.322.00	02.13.322.00	---	---	---	---	---	---
19	High Limit - T-Stat - Board (Qty. 2)	---	02.16.122.00	02.16.122.00	---	---	---	---	---	---
20	High Limit - T-Stat - Sidewall	---	02.16.120.00	02.16.120.00	---	---	---	---	---	---
21	High Limit - T-Stat - Floor Panel	---	R02.16.117.00	R02.16.117.00	---	---	---	---	---	---
22	Transformer	---	02.17.040.00	02.17.040.00	---	---	---	---	---	---
23	Probe - RTD	---	02.01.192.00	02.01.192.00	---	---	---	---	---	---
24	Switch, Power Save	---	02.19.164.00	02.19.164.00	---	---	---	---	---	---
25	Knob, Color Control	---	05.30.020.00	05.30.020.00	---	---	---	---	---	---
26	Knob, Heat Control (Qty. 2)	---	05.30.082.00	05.30.082.00	---	---	---	---	---	---
27	Decal - Control Plate	---	07.01.302.00	07.01.302.00	---	---	---	---	---	---
28A	Shaft Assembly, Front	---	04.05.465.00	04.05.465.00	---	---	---	---	---	---
28B	Shaft Assembly, Rear	---	04.05.491.00	04.05.491.00	---	---	---	---	---	---
29	Gearmotor - Conveyor	---	02.12.076.00	02.12.077.00	---	---	---	---	---	---
30	Wire Belt	---	05.03.046.00	05.03.046.00	---	---	---	---	---	---
31	Drive Chain	---	05.03.006.00	05.03.006.00	---	---	---	---	---	---
32	Sprocket, Motor	---	05.09.033.00	05.09.033.00	---	---	---	---	---	---
33	Sprocket, Conveyor	---	05.09.020.00	05.09.020.00	---	---	---	---	---	---
34	Heating Element, Top, 1750 W	---	---	---	---	---	---	---	---	---
35	Quantity: 2 Heating Element, Bottom, 1050 W	---	02.09.268E.00	02.09.271E.00	---	---	---	---	---	---
36	Quantity: 2 Bracket - Upper Element (Qty. 2)	---	02.09.266E.00	02.09.269E.00	---	---	---	---	---	---
37	Power Cord and Plug	---	04.05.357.00	04.05.357.00	---	---	---	---	---	---
38	Circulation Fan	---	02.18.122.00	02.18.122.00	---	---	---	---	---	---
39	Side Panel, R.H.	---	02.12.039.00	02.12.039.00	---	---	---	---	---	---
40	Side Panel, L.H.	---	04.05.303.00	04.05.303.00	---	---	---	---	---	---
41	Side Bottom Panel, Black (Qty. 2)	---	04.05.319.00	04.05.319.00	---	---	---	---	---	---
42	Cover, Top	---	04.05.309.00	04.05.309.00	---	---	---	---	---	---
43A	Feed Ramp - Standard	---	04.05.478.00	04.05.478.00	---	---	---	---	---	---
43B	Feed Ramp - Extended	---	04.05.485.00	04.05.485.00	---	---	---	---	---	---
44	Crumb Tray	---	---	---	---	---	---	---	---	---
45	Toast Chute	---	04.05.481.00	04.05.481.00	---	---	---	---	---	---
46A	Toast Collector Pan	---	04.05.479.00	04.05.479.00	---	---	---	---	---	---
46B	Toast Collector Pan - Deep	---	04.05.483.00	04.05.483.00	---	---	---	---	---	---
47	Legs, 1" (3 cm)	---	---	---	---	---	---	---	---	---
48	Fuse Block	---	R05.30.081.00	R05.30.081.00	---	---	---	---	---	---
49	Fuse (Qty. 2)†	---	02.03.022.00	02.03.022.00	---	---	---	---	---	---
50	Indicator Light (not shown)	---	R02.03.052.02	R02.03.052.02	---	---	---	---	---	---
	Electrical Drawing	---	02.19.151.00	02.19.151.00	---	---	---	---	---	---
		---	10-01-488	10-01-488	---	---	---	---	---	---

Shaded areas reflect export models only. † Fuses sold two per package.



**PARTS SPECIFIC TO MODEL TQ-1800HBA**

Item	Description	120V 60 Hz	208V 60 Hz	240V 60 Hz	200V 50/60 Hz	220V 50 Hz	220V 60 Hz	240V 50 Hz	220-230V CE 50 Hz	230-240V CE 50 Hz
12	Resistor - 100 Ohm	---	---	---	---	---	---	---	---	---
13	Terminal Block - 6 Pole	---	---	---	---	---	---	---	---	---
14	Terminal Block - 2 Pole	---	R02.15.045.00	R02.15.045.00	---	---	---	---	---	---
15	Diode	---	---	---	---	---	---	---	---	---
16	Knob, Color Control	---	---	---	---	---	---	---	---	---
17	Control Board w/High Limits	---	R02.01.229.00	R02.01.229.00	---	---	---	---	---	---
18	Potentiometers with Harness	---	02.13.322.00	02.13.322.00	---	---	---	---	---	---
19	High Limit - T-Stat - Board (Qty. 2)	---	02.16.122.00	02.16.122.00	---	---	---	---	---	---
20	High Limit - T-Stat - Sidewall	---	02.16.120.00	02.16.120.00	---	---	---	---	---	---
21	High Limit - T-Stat - Floor Panel	---	R02.16.117.00	R02.16.117.00	---	---	---	---	---	---
22	Transformer	---	02.17.040.00	02.17.040.00	---	---	---	---	---	---
23	Probe - RTD	---	02.01.192.00	02.01.192.00	---	---	---	---	---	---
24	Switch, Power Save	---	02.19.164.00	02.19.164.00	---	---	---	---	---	---
25	Knob, Color Control	---	05.30.020.00	05.30.020.00	---	---	---	---	---	---
26	Knob, Heat Control (Qty. 2)	---	05.30.082.00	05.30.082.00	---	---	---	---	---	---
27	Decal - Control Plate	---	07.01.302.00	07.01.302.00	---	---	---	---	---	---
28A	Shaft Assembly, Front	---	04.05.465.00	04.05.465.00	---	---	---	---	---	---
28B	Shaft Assembly, Rear	---	04.05.491.00	04.05.491.00	---	---	---	---	---	---
29	Gearmotor - Conveyor	---	02.12.076.00	02.12.077.00	---	---	---	---	---	---
30	Wire Belt	---	05.03.046.00	05.03.046.00	---	---	---	---	---	---
31	Drive Chain	---	05.03.006.00	05.03.006.00	---	---	---	---	---	---
32	Sprocket, Motor	---	05.09.033.00	05.09.033.00	---	---	---	---	---	---
33	Sprocket, Conveyor	---	05.09.020.00	05.09.020.00	---	---	---	---	---	---
34	Heating Element, Top, 1750 W	---	02.09.268E.00	02.09.271E.00	---	---	---	---	---	---
35	Heating Element, Bottom, 1050 W	---	02.09.266E.00	02.09.269E.00	---	---	---	---	---	---
36	Bracket - Upper Element (Qty. 2)	---	---	---	---	---	---	---	---	---
37	Power Cord and Plug	---	02.18.122.00	02.18.122.00	---	---	---	---	---	---
38	Circulation Fan	---	02.12.039.00	02.12.039.00	---	---	---	---	---	---
39	Side Panel, R.H.	---	04.05.303.00	04.05.303.00	---	---	---	---	---	---
40	Side Panel, L.H.	---	04.05.319.00	04.05.319.00	---	---	---	---	---	---
41	Side Bottom Panel, Black (Qty. 2)	---	04.05.309.00	04.05.309.00	---	---	---	---	---	---
42	Cover, Top	---	04.05.478.00	04.05.478.00	---	---	---	---	---	---
43A	Feed Ramp - Standard	---	04.05.485.00	04.05.485.00	---	---	---	---	---	---
43B	Feed Ramp - Extended	---	---	---	---	---	---	---	---	---
44	Crumb Tray	---	04.05.481.00	04.05.481.00	---	---	---	---	---	---
45	Toast Chute	---	04.05.479.00	04.05.479.00	---	---	---	---	---	---
46A	Toast Collector Pan	---	04.05.483.00	04.05.483.00	---	---	---	---	---	---
46B	Toast Collector Pan - Deep	---	---	---	---	---	---	---	---	---
47	Legs, 1" (3 cm)	---	R05.30.081.00	R05.30.081.00	---	---	---	---	---	---
48	Fuse Block	---	02.03.022.00	02.03.022.00	---	---	---	---	---	---
49	Fuse (Qty. 2)†	---	R02.03.052.02	R02.03.052.02	---	---	---	---	---	---
50	Indicator Light (not shown)	---	02.19.151.00	02.19.151.00	---	---	---	---	---	---
	Electrical Drawing	---	10-01-488	10-01-488	---	---	---	---	---	---

Shaded areas reflect export models only. † Fuses sold two per package.



## HELPFUL HINTS

---

Control Board P/N R02.01.229.00 (Item 17) replaces obsolete P/Ns 02.01.191.00 and 02.01.213.00.

# HATCO AUTHORIZED PARTS DISTRIBUTORS

## ALABAMA

Jones McLeod Appl. Svc.  
Birmingham 205-251-0159

## ARIZONA

Service Solutions Group  
Phoenix 602-234-2443

Byassee Equipment Co.  
Phoenix 602-252-0402

## CALIFORNIA

Industrial Electric  
Commercial Parts & Service, Inc.  
Huntington Beach 714-379-7100

Chapman Appl. Service  
San Diego 619-298-7106

P & D Appliance  
Commercial Parts & Service, Inc.  
S. San Francisco 650-635-1900

## COLORADO

Hawkins Commercial Appliance  
Englewood 303-781-5548

## FLORIDA

Whaley Foodservice Repair  
Jacksonville 904-725-7800

3Wire Nass Service Co., Inc.  
Orlando 407-425-2681

B.G.S.I.  
Pompano Beach 954-971-0456

Comm. Appliance Service  
Tampa 813-663-0313

## GEORGIA

TWC Services  
Mableton 770-438-9797

Heritage Service Group  
Norcross 866-388-9837

Southeastern Rest. Svc.  
Norcross 770-446-6177

## HAWAII

Burney's Comm. Service, Inc.  
Honolulu 808-848-1466

Food Equip Parts & Service  
Honolulu 808-847-4871

## ILLINOIS

Parts Town  
Lombard 708-865-7278

Eichenauer Elec. Service  
Decatur 217-429-4229

Midwest Elec. Appl. Service  
Elmhurst 630-279-8000

Cone's Repair Service  
Moline 309-797-5323

## INDIANA

GCS Service  
Indianapolis 317-545-9655

## IOWA

Electric Motor Service Co.  
Davenport 319-323-1823

Goodwin Tucker Group  
Des Moines 515-262-9308

## KENTUCKY

Service Solutions Group  
Lexington 859-254-8854

Service Solutions Group  
Louisville 502-451-5411

## LOUISIANA

Chandlers Parts & Service  
Baton Rouge 225-272-6620

## MARYLAND

Electric Motor Service  
Baltimore 410-467-8080

GCS Service  
Silver Spring 301-585-7550

## MASSACHUSETTS

Ace Service Co., Inc.  
Needham 781-449-4220

## MICHIGAN

Bildons Appliance Service  
Detroit 248-478-3320

Commercial Kitchen Service  
Bay City 517-893-4561

Midwest Food Equip. Service  
Grandville 616-261-2000

## MINNESOTA

GCS Service  
Plymouth 800-345-4221

## MISSOURI

General Parts  
Kansas City 816-421-5400

Commercial Kitchen Services  
St. Louis 314-890-0700

Kaemmerlen Parts & Service  
St. Louis 314-535-2222

## NEBRASKA

Anderson Electric  
Omaha 402-341-1414

## NEVADA

Burney's Commercial  
Las Vegas 702-736-0006

Hi. Tech Commercial Service  
N. Las Vegas 702-649-4616

## NEW JERSEY

Jay Hill Repair  
Fairfield 973-575-9145

Service Plus  
Flanders 973-691-6300

## NEW YORK

Acme American Repairs, Inc.  
Brooklyn 718-456-6544

Alpro Service Co.  
Brooklyn 718-386-2515

Appliance Installation  
Buffalo 716-884-7425

Duffy's Equipment Services, Inc.  
Buffalo 800-836-1014

3Wire Northern  
Plattsburgh 800-634-5005

Duffy's Equipment Services, Inc.  
Sauquoit 800-836-1014

J.B. Brady, Inc.  
Syracuse 315-422-9271

## NORTH CAROLINA

Authorized Appliance  
Charlotte 704-377-4501

## OHIO

Akron/Canton Comm. Svc. Inc.  
Akron 330-753-6635

Service Solutions Group  
Cincinnati 513-772-6600

Commercial Parts and Service  
Columbus 614-221-0057

Electrical Appl. Repair Service  
Brooklyn Heights 216-459-8700

E. A. Wichman Co.  
Toledo 419-385-9121

## OKLAHOMA

Hagar Rest. Service, Inc.  
Oklahoma City 405-235-2184

Krueger, Inc.  
Oklahoma City 405-528-8883

## OREGON

Ron's Service, Inc.  
Portland 503-624-0890

## PENNSYLVANIA

Elmer Schultz Services  
Philadelphia 215-627-5401

FAST Comm. Appl. Service  
Philadelphia 215-288-4800

Appliance Installation & Service  
Pittsburgh 412-809-0244

K & D Service Co.  
Harrisburg 717-236-9039

Electric Repair Co.  
Reading 610-376-5444

## RHODE ISLAND

Marshall Electric Co.  
Providence 401-331-1163

## SOUTH CAROLINA

Whaley Foodservice Repair  
W. Columbia 803-791-4420

## TENNESSEE

Camp Electric  
Memphis 901-527-7543

## TEXAS

GCS Service  
Fort Worth 800-433-1804

Armstrong Repair Service  
Houston 713-666-7100

Cooking Equipment Specialist  
Mesquite 888-866-9276

Refrigerated Specialist, Inc.  
Mesquite 888-866-9276

Commercial Kitchen Repair Co.  
San Antonio 210-735-2811

## UTAH

La Monica's Rest. Equip. Service  
Murray 801-263-3221

## VIRGINIA

Daubers  
Norfolk 757-855-4097

Daubers  
Springfield 703-866-3600

## WASHINGTON

3Wire Restaurant Appliance  
Seattle 800-207-3146

## WISCONSIN

A.S.C., Inc.  
Madison 608-246-3160

A.S.C., Inc.  
Milwaukee 414-543-6460

## CANADA

### ALBERTA

Key Food Equipment Service  
Edmonton 780-438-1690

### BRITISH COLUMBIA

Key Food Equipment Service  
Vancouver 604-433-4484

Key Food Equipment Service  
Victoria 250-920-4888

### MANITOBA

Air Rite, Inc.  
Winnipeg 204-895-2300

### NEW BRUNSWICK

EMR Services, Ltd.  
Moncton 506-855-4228

### ONTARIO

R.G. Henderson Ltd.  
Toronto 416-422-5580

Choquette - CKS, Inc.  
Ottawa 613-739-8458

### QUÉBEC

Choquette - CKS, Inc.  
Montreal 514-722-2000

Choquette - CKS, Inc.  
Québec City 418-681-3944

## UNITED KINGDOM

Marren Group  
Northants +44(0)1933 666233

HATCO CORPORATION  
P.O. Box 340500  
Milwaukee, WI 53234-0500 U.S.A.  
(800) 558-0607 (414) 671-6350  
Parts and Service Fax (800) 690-2966  
International Fax (414) 671-3976  
partsandservice@hatcocorp.com  
www.hatcocorp.com